

Owner's VOICE

**LET'S HEAR
YOUR VOICE!
SIGN UP ONLINE
AND VOTE**

OWNERSVOICE.CUANSWERS.COM

CU*ANSWERS AT ITS CORE IS A COOPERATIVE ORGANIZATION. WE ARE CONSTANTLY PUSHING WHAT IT MEANS TO BE A TRANSPARENT CUSO. IT'S TIME TO GET ENGAGED, WE WANT TO HEAR YOUR VOICE, THE OWNER'S VOICE.



DISCUSS PROJECTS

CU*BASE projects that fall into our six Owner's Voice categories are up for discussion. Let CU*Answers know why certain projects should be started, finished, or forgotten.



VOTE ON PROJECTS

After spending time discussing projects, let us know which ones you think should be started, finished, or forgotten. Missed this month? No worries! Voting happens every month!

SIGN UP TODAY!

OWNERSVOICE.CUANSWERS.COM

CU*ANSWERS
A CREDIT UNION SERVICE ORGANIZATION

WHY OWNER'S VOICE?

YOUR VOICE GUIDES OUR PRIORITIES

As a cooperative, we need your input to move in the right direction. Every owner's input allows CU*Answers to shape our future together. Discussion and voting within Owner's Voice allows every owner to contribute to the process of guiding the priorities for the products and services offered at CU*Answers and our cuasterisk.com partners.

THE ORIGIN OF OWNER'S VOICE

BOOT CAMPS

Owner's Voice is the culmination of the work from participants in the 2016, 2017 and 2018 Building Solutions as a Co-Op Boot Camps. The participants created Owner's Voice to give member-owners a voice in the decision making process at CU*Answers. The next big idea is out there and Owner's Voice is the vehicle to grow, prioritize, bring value, and complete these projects.

CONTINUING INTO THE FUTURE



The 2018 Building Solutions as a Co-Op Boot Camp is re-envisioning Monitor, the CU*Answers project monitoring tool. This website will allow member-owners the ability to track the software development life-cycle (SDLC).



RULES OF THE GAME

GENERAL RULES

1. To be an eligible user for Owner's Voice, you need to be a part of the credit union industry.
2. Every person that wants to vote or discuss CU*BASE projects must have a user account on Owner's Voice.
3. Users cannot create their own forums or topics.
4. Projects are first categorized by where they are in their lifecycle stage:
 - Help Us Decide What's Next: Projects that have not been started.
 - Help Us Decide What to Focus On: Projects we are currently working on.
 - Help Us Decide What's on the Chopping Block: Projects we were once working on; however, progress has been paused.
5. For each lifecycle stage, projects are separated by their category:
 - Program Modifications: These projects are in line with past and ongoing investments that continue to serve the will and expectations of CU*Answers' user base.
 - Software Enhancements: These are clear, new designs, to do what the software is not currently doing as a tool.
6. Lastly, there is a forum for discussion and a forum for voting in each of the those six categories.

VOTING RULES

1. Voting topics are categorized by month, then year.
2. Voting for the current month will begin by the sixth of the month.
3. Users can select up to 10% of the projects listed when voting.
4. Users can only submit one vote per project they select.
5. Votes must be submitted by the end of the month.
6. Voting closes on the first of the following month.
7. Users are allowed to modify their votes before the month is over.
8. Users cannot discuss inside of the voting topics.
9. Users cannot create new topics in the voting forums.

DISCUSSION RULES

1. Each month, new topics are created.
2. A new topic is created for each project.
3. Users cannot create new topics.
4. Topics include the project number, description, type, and hours worked (as of the time it was added).
5. Users can engage in discussion to ask questions or argue for or against a project by replying to a topic.
6. If you would like clarification on a projects description, do not hesitate to ask in the topic thread by replying to the topic.

VOTING RESULTS

1. Monthly Reports are created to report the voting results of the previous month.
2. Monthly Reports are uploaded under the Owner's Voice Voting Results forum.
3. They are organized by month, then year. Just like voting.
4. Each Report contains all six categories of voting for the given month.
5. Each Report will only display the Top 40 from each of the six categories.
6. Once the Monthly Voting Results Report is created by the Owner's Voice Team, a copy will be given to CU*Answers EVP of Development, Brian Maurer. The report will be present in CU*Answers Production Meetings.
7. A more detailed explanation of the results is located on the second page of the report.

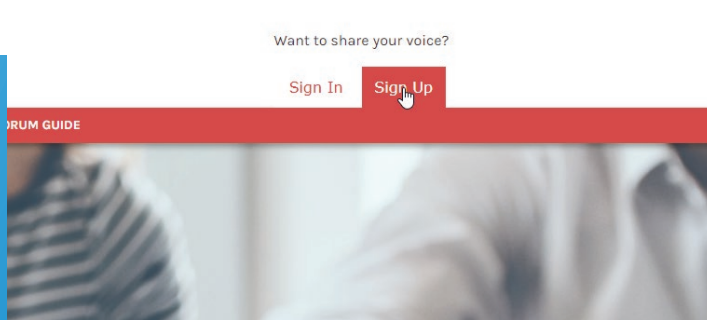
HOW TO SIGN UP

THE SIGN UP PROCESS

Participation on the Owner's Voice website requires users to sign up before joining the discussion or voting. Eligible users need to be a part of the credit union industry.

1 STARTING THE SIGN UP PROCESS

To begin the sign up process, visit ownersvoice.cuanswers.com and click the Sign Up button in the top right corner of the web page. NOTE: Returning users enter the discussion and vote by clicking "Sign In."



2 TERMS OF SERVICE

Prior to entering user information, terms of service must be accepted.
NOTE: Users cannot proceed unless "I agree to these terms" has been clicked.

Owners Voice - Registration

By accessing "Owners Voice" (hereinafter "we", "us", "our", "Owners Voice", "<https://ownersvoice.cuanswers.com/forum>"), you agree to be legally bound by the following terms. If you do not agree to be legally bound by all of the following terms then please do not access and/or use "Owners Voice". We may change these at any time and we'll do our utmost in informing you, though it would be prudent to review this regularly yourself as your continued usage of "Owners Voice" after changes mean you agree to be legally bound by these terms as they are updated and/or amended.

This website and included materials are intended, but not promised or guaranteed to be current, complete, or up-to-date and should in no way be taken as an indication of future results. All information is provided "as is", with no guarantee of completeness, accuracy, timeliness or of the results obtained from the use of this information, and without warranty of any kind, express or implied, including, but not limited to warranties of performance, merchantability and fitness for a particular purpose. In no event will CUAnswers, its related partnerships or corporations, or the partners, agents or employees thereof be liable to you or anyone else for any decision made or action taken in reliance on the information provided or for any consequential, special or similar damages, even if advised of the possibility of such damages.

Any views and opinions expressed on this web site are those of the authors and do not necessarily reflect the official policy or position of CUAnswers or any of its affiliates.

You agree not to post any abusive, obscene, vulgar, slanderous, hateful, threatening, sexually-orientated or any other material that may violate any laws be it of your country, the country where "Owners Voice" is hosted or International Law. Doing so may lead to you being immediately and permanently banned, with notification of your Internet Service Provider if deemed required by us. The IP address of all posts are recorded to aid in enforcing these conditions. You agree that "Owners Voice" have the right to remove, edit, move or close any topic at any time should we see fit. As a user you agree to any information you have entered to being stored in a database. While this information will not be disclosed to any third party without your consent, neither "Owners Voice" nor phpBB shall be held responsible for any hacking attempt that may lead to the data being compromised.

Through this website you are able to link to other websites which are not under our control. We have no control over the nature, content and availability of those sites. The inclusion of any links does not necessarily imply a recommendation or endorse the views expressed within them.

☐ I agree to these terms ☐ I do not agree to these terms

3 SIGN UP INFORMATION

Begin the sign up process by entering a username, email address, and password and selecting a language and timezone. In order to prevent automated form submissions, enter one of the following answers in the field "Which CUSO created this site?:"

CU*Answers
CU*South
CU*NorthWest

Owners Voice - Registration

Please note that you will need to enter a valid email address before your account is activated. You will receive an email at the address you provide that contains an account activation link.

Username:
Length must be between 3 characters and 20 characters.

Email address:

Password:
Must be between 6 characters and 100 characters.

Confirm password:

Language: English ▼

My timezone: UTC-04:00 - 03 Oct 2017, 13:48 ▼
America/Anguilla ▼


Confirmation of registration

Which CUSO created this site?:

This question is a means of preventing automated form submissions by spambots.

4 CONFIRMATION EMAIL

Double check all information prior to submission. Once the form has been submitted, a confirmation email will be sent to the email address entered as a record of enrollment in Owner's Voice.




Tue 10/3/2017 2:27 PM

support@ownersvoice.cuanswers.com

Welcome to "Owners Voice"

To: Noah Butler

 We removed extra line breaks from this message.

Action Items

Welcome to Owners Voice forums

Please keep this email for your records. Your account information is as follows:

Username: noahbutlertest

Board URL: <https://ownersvoice.cuanswers.com/forum>

Please visit the following link in order to activate your account:

<https://ownersvoice.cuanswers.com/forum/ucp.php?mode=activate&u=617&k=1F2CO2LBU2>

Your password has been securely stored in our database and cannot be retrieved. In the event that it is forgotten, you will be able to reset it using the email address associated with your account.

Thank you for registering.

--

Thank you for sharing your voice!
- The Owner's Voice Team

HOW TO VOTE

USER VOTING

Inside of a project's voting topic, users are only able to cast or recast a vote. Discussion of voting topics is not permitted within the voting section.

NOTE: Additional topics can not be created within the voting area.

1 NAVIGATING TO A PROJECT CATEGORY

To begin voting, choose from the lifecycle stages "Help Us Decide What To Do Next," "Help Us Decide What To Stay Focused On," or "Help Us Decide What's On The Chopping Block," and then click on the category "Software Enhancements" or "Program Modifications."

Category	Sub-topics	Vote
Help Us Decide What To Do Next	Software Enhancements Topics: 122, Posts: 132	Vote October 2017 by Admin → Mon Oct 09, 2017 11:25 am
	Program Modifications Topics: 266, Posts: 273	Vote October 2017 by Admin → Mon Oct 09, 2017 11:00 am
Help Us Decide What To Stay Focused On	Software Enhancements Topics: 119, Posts: 122	Vote October 2017 by Admin → Mon Oct 09, 2017 11:31 am
	Program Modifications Topics: 103, Posts: 103	Vote October 2017 by Admin → Mon Oct 09, 2017 11:34 am
Help Us Decide What's On The Chopping Block	Software Enhancements Topics: 53, Posts: 53	Vote October 2017 by Admin → Mon Oct 09, 2017 11:27 am
	Program Modifications Topics: 76, Posts: 76	Vote October 2017 by Admin → Mon Oct 09, 2017 11:29 am
Results	Owner's Voice Voting Results Topics: 3, Posts: 3	May Results 2017 by Vovore → Tue Jun 27, 2017 8:13 am
	Moved To Production Topics: 92, Posts: 92	45969 - Change the program th... by Admin → Mon Sep 18, 2017 11:40 am

2 NAVIGATING TO VOTING

Select the current month to vote on the selected category and click "Voting."

NOTE: Previous months voting is locked and only shown for archival purposes.

Home Forums Members

Board index > Help Us Decide What To Do Next > Software Enhancements

Section Clarification	
Forum	
Discussions Topics: 114, Posts: 124	45984 - Adding wires recipien... by Admin → Fri Oct 06, 2017 1:17 pm
Voting Topics: 8, Posts: 8	Vote October 2017 by Admin → Mon Oct 09, 2017 11:25 am

3 SELECTING YOUR PROJECTS

To vote on a project, mark the corresponding check box adjacent to the project number and title. Selected check-boxes will be marked red.

NOTE: Each user can only vote on 10% of listed projects each month.

Owner's VOICE CUANSWERS Forum Home

Poll runs till Sun Jul 01, 2018 1:10 pm
You may select up to 4 options

47694 - Add button for viewing web-version of accrual dashboard to Loan, CD, and Share accruals.	<input type="checkbox"/>
47917 - Add configuration entry to Tiered Services (Services per Member screen) for valid email address.	<input type="checkbox"/>
47265 - Write and implement a method for an accommodating scale on size values in the Library Dashboards.	<input type="checkbox"/>
47853 - Analytics Booth: prepare sample site - beta.analyticsbooth.com - for public access.	<input type="checkbox"/>
47859 - Add MLA Indicator to MASTRL.	<input checked="" type="checkbox"/>
Project Detailed Description	
Add a Yes No check box to indicate whether a member is a covered borrower under the Military Lending Act (MLA). The new field could be stored in MASTRL.	
45154 - Create an API for the Dividend and Interest Summary in Online Banking.	<input type="checkbox"/>
43744 - Add OTB Loans to Cross Account Transfers in It's Me 247.	<input type="checkbox"/>
47734 - Enhance the loan product defaults to allow for months or years as a default number before maturity date.	<input type="checkbox"/>
43537 - Create the ability to assign login code types to each Vendor Application for API logins in Online Banking.	<input type="checkbox"/>
44875 - Prevent overwrite of different file format for Append File functionality for future dashboards.	<input type="checkbox"/>
45323 - Integrate Password History API into Online Banking.	<input type="checkbox"/>
40874 - Hybrid Mobile App - Xtend Shared Branching_Mobile App Development.	<input type="checkbox"/>
42951 - Add Run Risk Assessment to work Online Banking Apps/Requests.	<input type="checkbox"/>

Saved Projects

Help Us Decide What To Do Next

Enhancements

475

475

44

47

479

Save Projects

NEW!

AS REQUEST BY THE 2017 AND 2018 BUILDING SOLUTIONS AS A CO-OP BOOTCAMP, NEW DETAILED DESCRIPTIONS ADDED TO VOTING AND DISCUSSION!

4 SUBMITTING YOUR VOTE

Complete the voting process by clicking "Submit vote."

NOTE: Current voting results can be viewed by clicking "View results" below "Submit vote."

45868 - Build infrastructure to handle push notifications for mobile users from any authorized source (Initially for Card Controls 45222)	<input type="checkbox"/>
45883 - Create a View that combines data from the MEMBER1-6 tables with data from the OTBAST2-4 tables	<input type="checkbox"/>
45981 - Enhancements to eStatement Email Message Type processing under Identify Master Parameters	<input type="checkbox"/>
45984 - Adding wires recipients and corporate draft payees to the FinCEH314a scan	<input type="checkbox"/>

Submit vote

View results

HOW TO JOIN THE DISCUSSION

USER DISCUSSION


Discussion is a critical component of Owner’s Voice and users are encouraged to participate in all discussion topics presented on the website.

Inside of a Project’s Discussion Topic users are able to reply to topics and quote another user to reply to that user’s comment.

Note: New topics cannot be created.

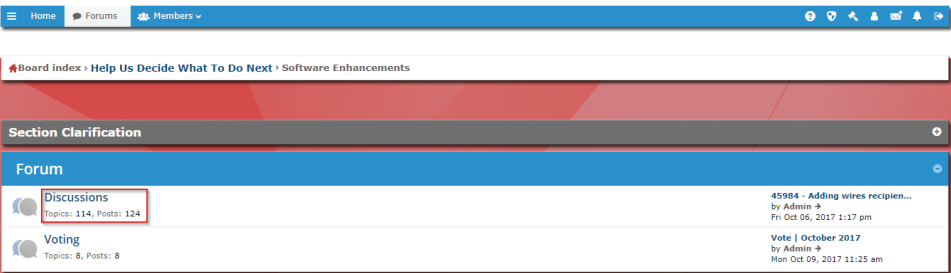
1 NAVIGATING TO A PROJECT CATEGORY

To start discussing a project, navigate to one of the six project categories.



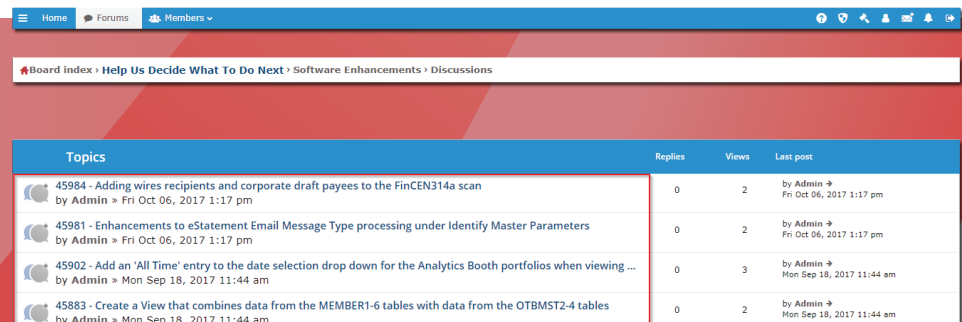
2 NAVIGATING TO THE DISCUSSION FORUM

Once a project category has been chosen, enter the discussion forum by clicking “Discussions.”



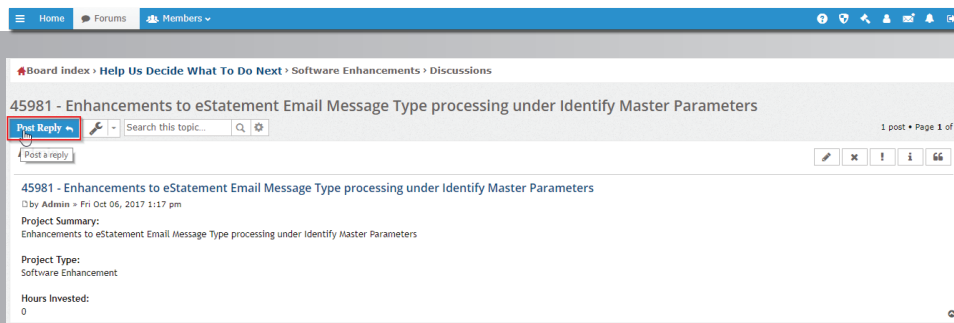
3 NAVIGATING TO A PROJECT TOPIC

Once you’ve navigated to the Discussion Forum, decide which project you’d like to comment on. Each row is a different project.



4 STARTING A REPLY

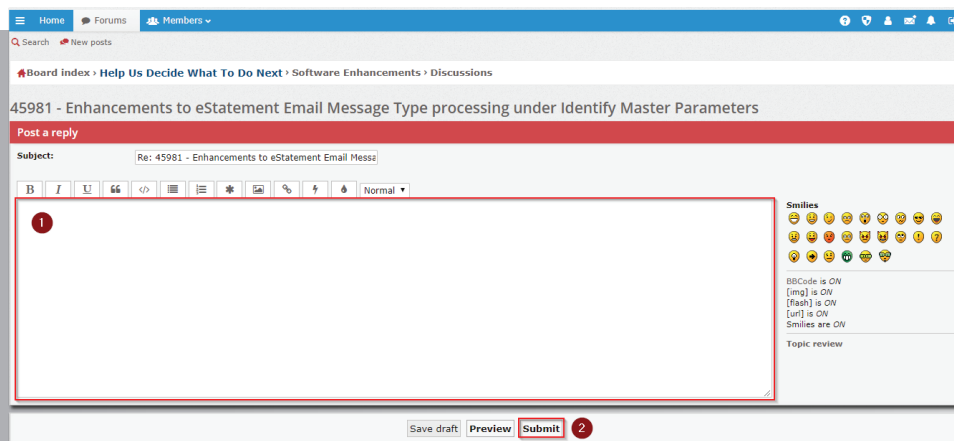
Select the “Post Reply” button to start your post and share an opinion, ask a question, etc.



5 CRAFTING A REPLY

Replies are entered by filling in the text box. The interface allows for text editing similar to Microsoft Word or advanced editing can be done with HTML and previewed by clicking “Preview” below the text box. Completed replies are submitted by clicking “Submit” below the text box.

NOTE: Replies can be saved as a draft and revisited by clicking “Save draft.”



6 STARTING A REPLY TO ANOTHER COMMENT

Replying to another user’s comment can be done by clicking the quote button on the corresponding reply.




HOW TO VIEW RESULTS

VIEWING RESULTS OF VOTING

After the voting period is completed each month, a Voting Results Report is released to all users via the Results forum.

1 NAVIGATE TO VIEW RESULTS FORUM

Click “Owner’s Voice Voting Results” at the bottom of the home page of the forum to visit the Results Forum.




2 NAVIGATE TO DESIRED YEAR

To view results, click the corresponding year.










3 NAVIGATE TO DESIRED MONTH

Click the month to view the results.




Board Index > Results > Owner's Voice Voting Results > 2017 Owner's Voice Results

Topics	Replies	Views	Last post
 September Results 2017 by Admin » Mon Sep 11, 2017 9:17 am	0	1	by Admin » Wed Oct 25, 2017 8:27 am
 August Results 2017 by Admin » Tue Aug 08, 2017 11:41 am	0	1	by Admin » Wed Oct 25, 2017 8:26 am
 July Results 2017 by Admin » Mon Jul 03, 2017 10:29 pm	0	1	by Admin » Wed Oct 25, 2017 8:25 am
 June Results 2017 by Admin » Wed Jun 28, 2017 5:17 am	0	1	by Admin » Wed Oct 25, 2017 8:24 am
 May Results 2017 by Vovere » Tue Jun 27, 2017 8:13 am	0	9	by Vovere » Tue Jun 27, 2017 8:13 am
 April Results 2017 by Vovere » Tue Jun 27, 2017 7:45 am	0	5	by Vovere » Tue Jun 27, 2017 7:45 am
 March Results 2017 by Vovere » Wed Apr 12, 2017 10:17 am	0	19	by Vovere » Wed Apr 12, 2017 10:17 am

4 DOWNLOAD THE ATTACHED REPORT

Click the attached report to download and view it.



Board Index > Results > Owner's Voice Voting Results > 2017 Owner's Voice Results

Admin

May Results | 2017
by Admin » Tue Jun 27, 2017 8:13 am

These are the voting results from May 2017 voting period. We are currently still in beta, so during May, only bootcampers participated in the voting process.

Attachments
May-2017-Results.docx
(76 KB) Downloaded 4 times



NEED HELP?

Contact us at ownersvoice@cuanswers.com



QUESTIONS?

ownersvoice@cuanswers.com
ownersvoice.cuanswers.com
(616) 285-5711 x 275