


GET STARTED

KEEP YOUR FINGER TO THE PULSE

More than ever before, you can now see exactly what is happening on the ground at your credit union. Whether you need to know how many transactions you've processed at your new branch location or whether you have added enough new members to reach your goal, Analytics Booth has the tools for you to be in control.



ANALYTICS BOOTH HAS THE ANSWERS

Analytics Booth enables you to understand your credit union better than ever before. You'll never have to say you don't know the latest information happening right now.

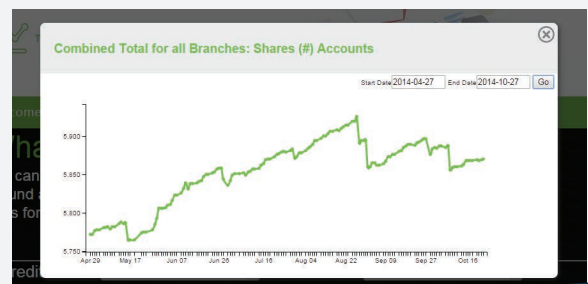

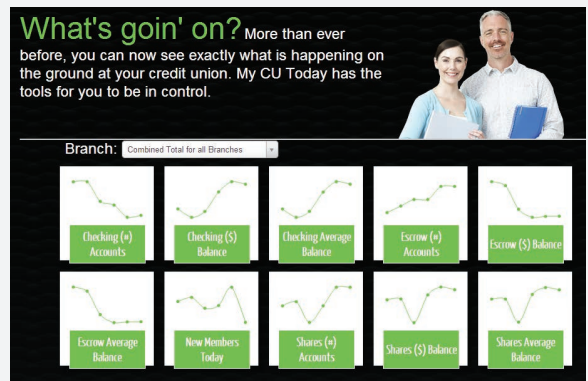
Analytics Booth is currently tracking 70+ data points across Balance, Member and Transaction data categories.

- ▼ Do you know how many members you sign up a day?
- ▼ How is your average checking account balance changing over time?
- ▼ How many share account withdrawals does your membership do a day?
- ▼ Which branch has the most?

We're just getting started. Our teams have identified dozens more data points for collection in 2018!

ANALYZE TRENDS

A picture is worth a thousand words. With Analytics Booth Trends and Dashboards tools, you can view your credit union vitals over time, add easy visualization to reports, and begin to see patterns helping you understand the activity in your product portfolios or general ledgers.



HAVE A QUESTION?

CONTACT ASTERISK INTELLIGENCE

ai@cuanswers.com
(800) 327-3478 x870
cuanswers.com/analytics-booth