

Direct Login Widget Changes for



As part of the upcoming upgrade to the new **It's Me 247** online banking, your existing login widgets will be changing automatically, following the deployment of the new online banking (refer to the CU*Answers Kitchen page to review the date your credit union will receive the new online banking).

The following pages include examples of the 'before and after' looks for each version of the online banking login widget.

➤ **If you have a direct login widget now:**

No changes will be required to continue accessing **It's Me 247** online banking. However, the new login widget requires a slightly larger footprint on the page. For example, if you are using the "Flex" widget, you may wish to move now to one of the new, larger sizes in order to retain the same username/password form. If CU*Answers Web Services manages your website, we would be happy to assist with this – please reach out us via email at web_services@cuanswers.com.

If none of the new direct login widgets appeal to you, you can switch to a simple link button (visit the Web Services store to order). These can be customized with three pre-set sizes and six color options.

➤ **If you have a simple link button now:**

If you do not yet have a direct login widget on your website and instead use a simple **It's Me 247** link button, you don't need to do anything. The button will work fine once the new look goes live for your members. When a member clicks the link after that date, instead of the OBC page they see now, the new online banking login page will appear.

Once your credit union goes live with the new login widget, you will have the option to either change the background on the login page, or to

create a transparent background that overlays on top of your credit union's website. This way, your members won't have to be concerned that they were directed to a different webpage.

Like the look of a direct login widget? [Place an order for a direct login widget in the Web Services online store.](#)

Prefer the look of a button? [Place an order for an online banking login link in the Web Services online store.](#)

Direct Login Widgets – Before and After

Standard

Online Banking Secure Login

If you have not set up your username, please enter your member number.

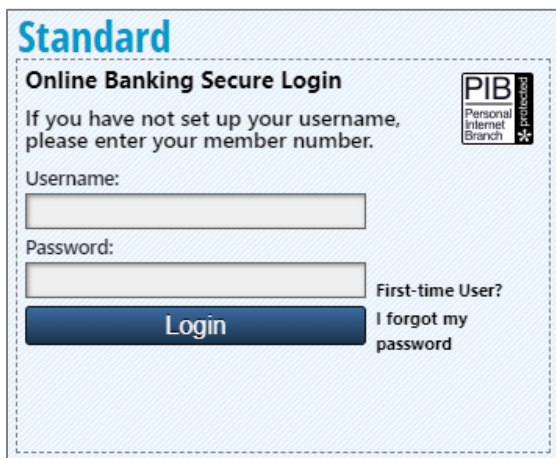
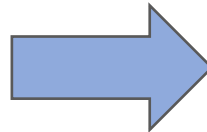
Username:

Password:

Login


First-time User?
I forgot my password

PIB Personal Internet Branch

The 'Standard' login widget is a light blue box with a dashed border. It features a title 'Online Banking Secure Login' and a sub-header 'Online Banking Secure Login'. Below this is a message: 'If you have not set up your username, please enter your member number.' There are two input fields: 'Username:' and 'Password:'. A dark blue 'Login' button is positioned below the password field. To the right of the password field, there are two links: 'First-time User?' and 'I forgot my password'. A 'PIB Personal Internet Branch' logo is in the top right corner.

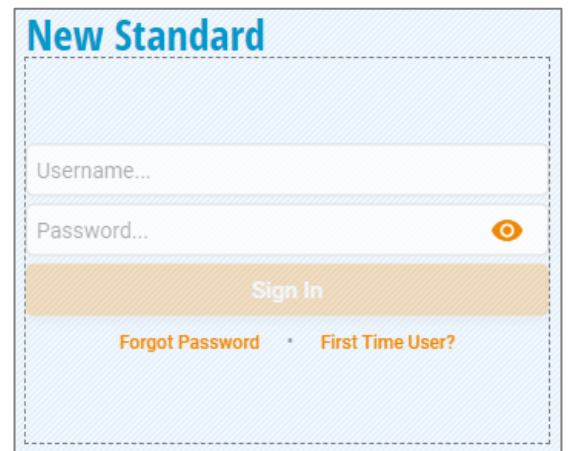
New Standard

Username...

Password... 

Sign In

[Forgot Password](#) • [First Time User?](#)

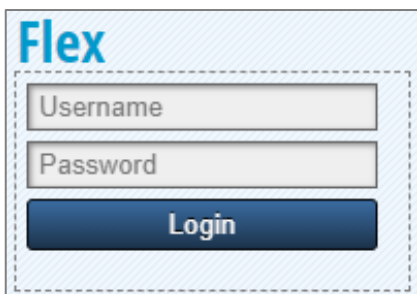
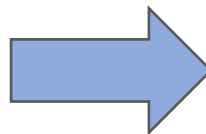
The 'New Standard' login widget is a light blue box with a dashed border. It features a title 'New Standard'. Below this are two input fields: 'Username...' and 'Password...'. The password field has an eye icon to its right. A light orange 'Sign In' button is positioned below the password field. Below the button are two links: 'Forgot Password' and 'First Time User?'.

Flex

Username

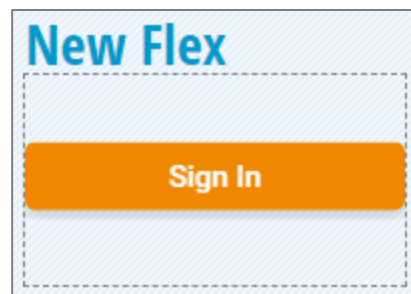
Password

Login

The 'Flex' login widget is a light blue box with a dashed border. It features a title 'Flex'. Below this are two input fields: 'Username' and 'Password'. A dark blue 'Login' button is positioned below the password field.

New Flex

Sign In

The 'New Flex' login widget is a light blue box with a dashed border. It features a title 'New Flex'. Below this is a large orange 'Sign In' button.

Square with Black Text

Online Banking Secure Login

If you have not set up your username, please enter your member number.

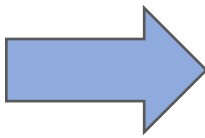


Username:

Password:

Login

First-time User? [I forgot my password](#)



New Square with Black Text

Username...

Password...


Sign In

[Forgot Password](#) • [First Time User?](#)

Square with White Text

Online Banking Secure Login

If you have not set up your username, please enter your member number.

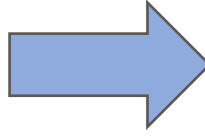


Username:

Password:

Login

First-time User? [I forgot my password](#)



New Square with White Text

Username...

Password...


Sign In

[Forgot Password](#) [First Time User?](#)

Rectangle with Black Text

Online Banking Secure Login

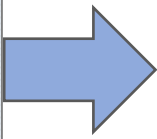
If you have not setup your username, please enter your account number.



Username: [I forgot my password](#)

Password: [First-time User?](#)

Login



New Rectangle with Black Text

Sign In

Rectangle with White Text

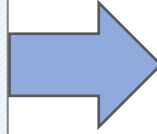
Online Banking Secure Login

If you have not setup your username, please enter your account number.

Username: I forgot my password

Password:

First-time User?



New Rectangle with White Text

Sign In

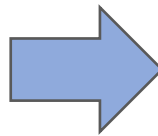
Flex with Forgot Password

Username

Password

Login

Forgot Password



New Flex with Forgot Password

Sign In

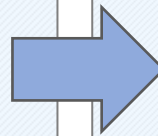
Flex with First Time User Enrollment

Username

Password

Login

First-time User?



New Flex with First Time User Enrollment

Sign In

Flex with Forgot Password and First Time User Enrollment

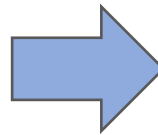
Username

Password

Login

Forgot Password

First-time User?



New Flex with Forgot Password and First Time User Enrollment

Sign In

Below are examples of how some of the smaller login widgets might look on your credit union's website (before and after).

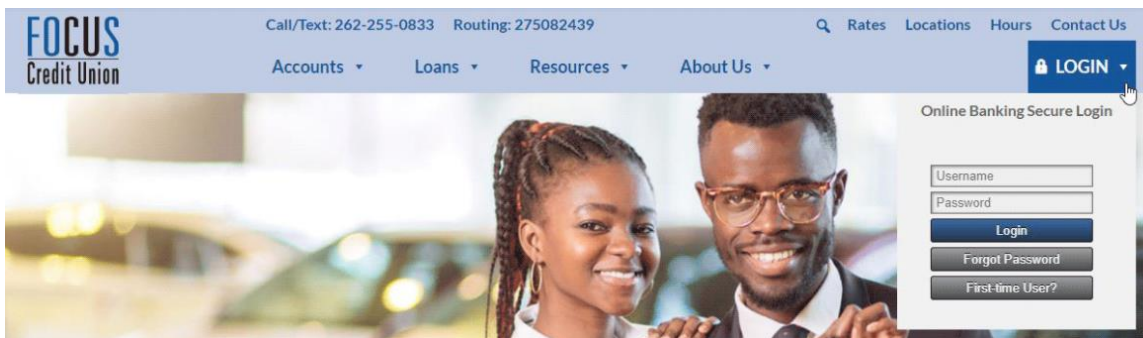
Current Login



New Login



Current Login



New Login

