

Cross-Reference Guide:
MNXXX → Category



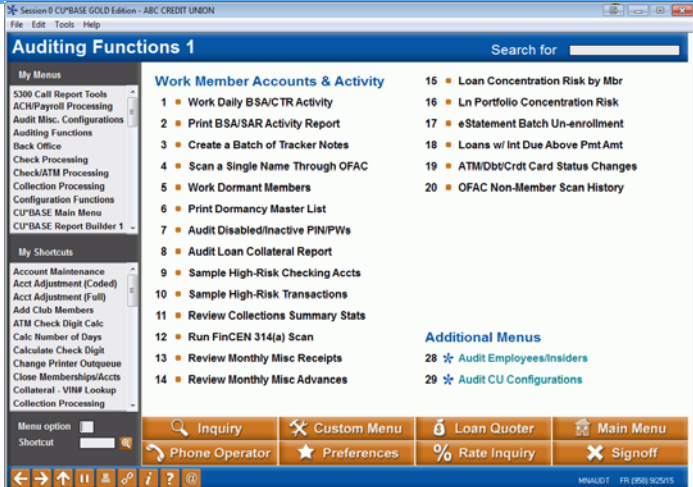
Revised: December 20, 2016

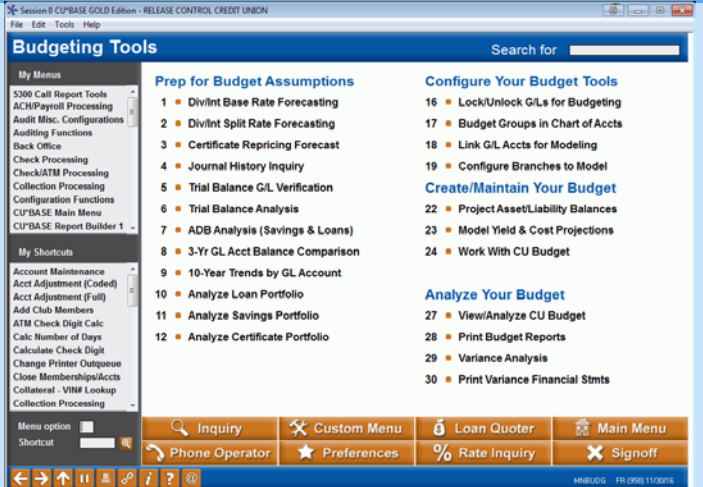

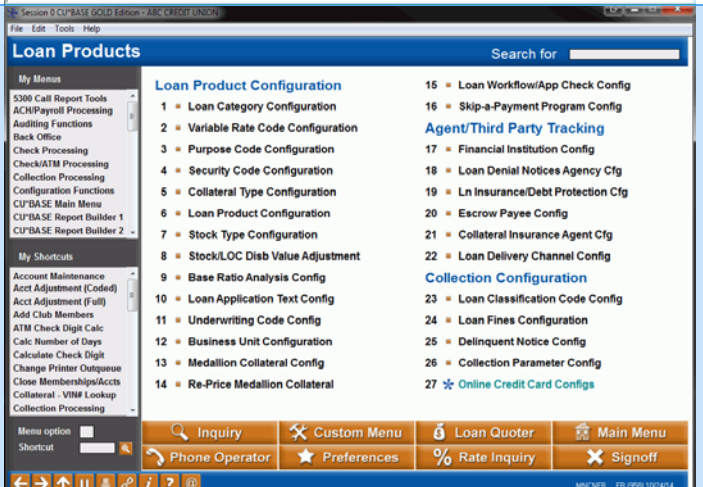
This guide shows a thumbnail of what the old menu looked like, plus gives a cross-reference to the equivalent category in the new CU*BASE navigation. To use this document:

1. Press Ctrl+F
2. Type the name of the old menu (MNxxxx)
 OR type a word in the menu title
3. Click Next (or press Enter)

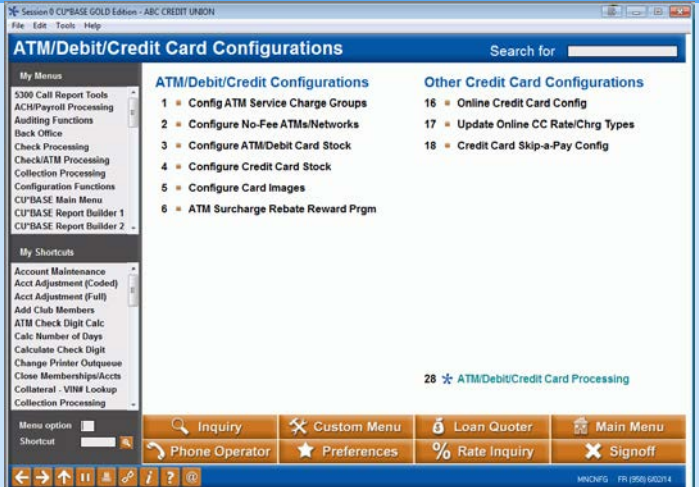


	OLD Menu	OLD Options	NEW Category
<p>MN5300</p> <p>5300 Call Report Tools</p>		<p>ALL</p>	<p>5300</p>
<p>MNACCK</p> <p>Check Processing</p>		<p>ALL</p>	<p>AP</p>

	OLD Menu	OLD Options	NEW Category
<p>MNACHP</p> <p>ACH/ Payroll Processing</p>		<p>Left side only</p> <p>Right side only</p>	<p>ACH</p> <p>PAYROLL</p>
<p>MNADJ</p> <p>Member Account Adjustment Tools</p>		<p>ALL</p>	<p>ACCTADJ</p>
<p>MNATMD</p> <p>Online ATM/ Debit/ Credit Card Processing</p>		<p>ALL</p>	<p>PLASTICS</p>

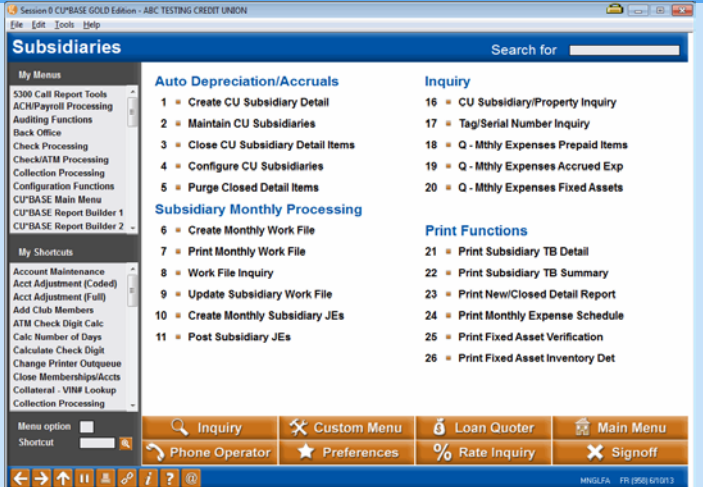
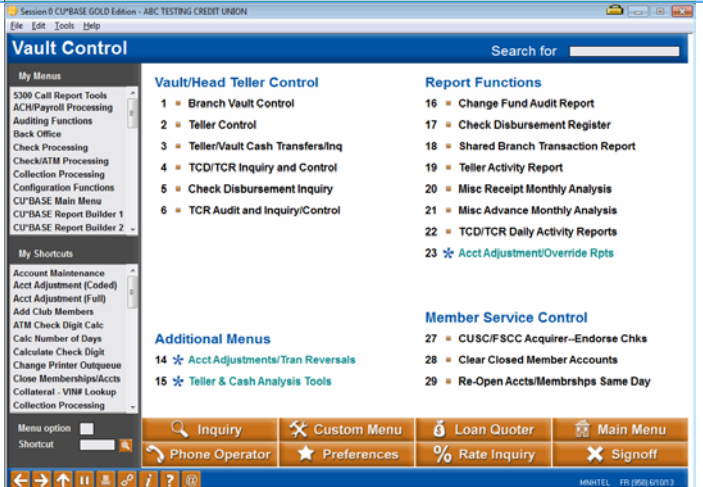
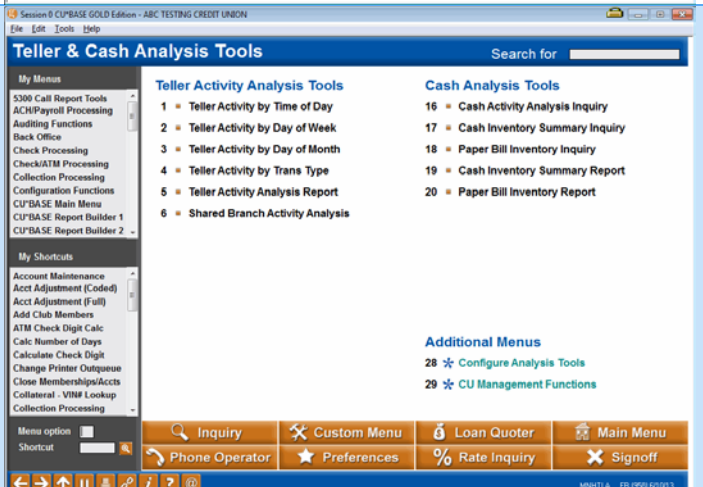
	OLD Menu	OLD Options	NEW Category
<p>MNAUDT</p> <p>Auditing Functions 1</p>		<p>ALL</p>	<p>AUDITING</p>
<p>MNAUD2</p> <p>Auditing Functions 2</p>		<p>ALL</p>	<p>AUDITING</p>
<p>MNBACK</p> <p>Back Office</p>		<p>#18-20</p>	<p>OFFICE</p>

	OLD Menu	OLD Options	NEW Category
<p>MNBUDG</p> <p>Budgeting Tools</p>		ALL	BUDGETING
<p>MNCNFA</p> <p>Savings Products</p>		ALL	CONFIGS
<p>MNCNFB</p> <p>Loan Products</p>		ALL	CONFIGS

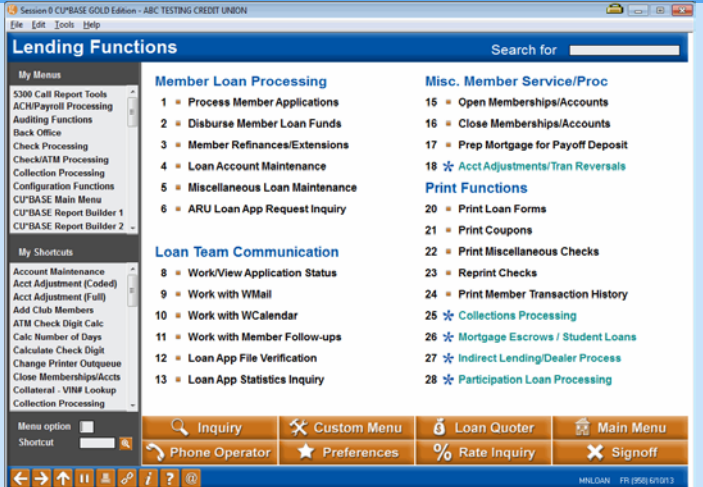
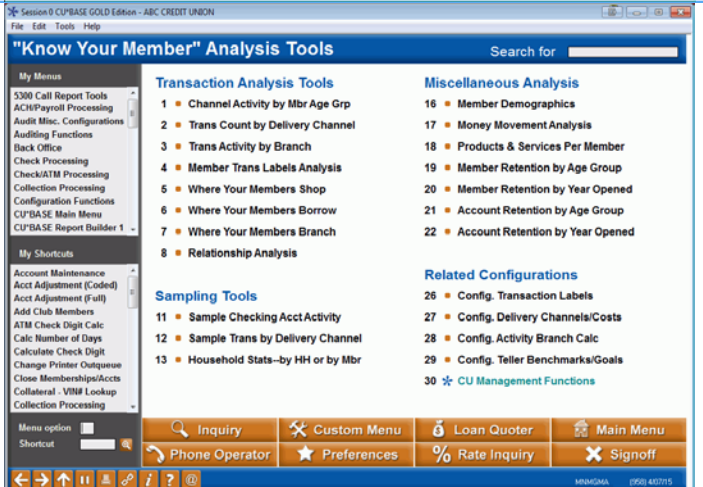
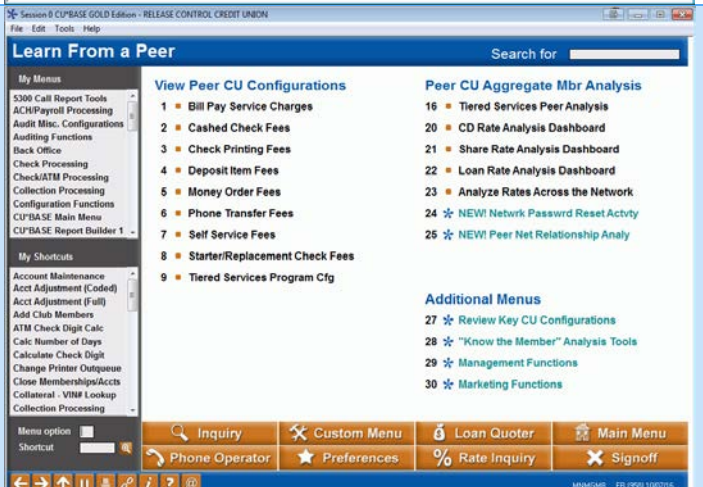
	OLD Menu	OLD Options	NEW Category
<p>MNCNFC</p> <p>General Configuration 1</p>		<p>ALL</p>	<p>CONFIGS</p>
<p>MNCNFD</p> <p>General Configuration 2</p>		<p>ALL</p>	<p>CONFIGS</p>
<p>MNCNFE</p> <p>Internet Member Services Config</p>		<p>ALL</p>	<p>CONFIGS</p>




	OLD Menu	OLD Options	NEW Category
<p>MNCNFG</p> <p>ATM/Debit/ Credit Card Configurations</p>		ALL	CONFIGS
<p>MNCNFX</p> <p>Configuration Functions</p>		ALL	CONFIGS
<p>MNCOLL</p> <p>Collection Processing</p>		ALL	COLLECT

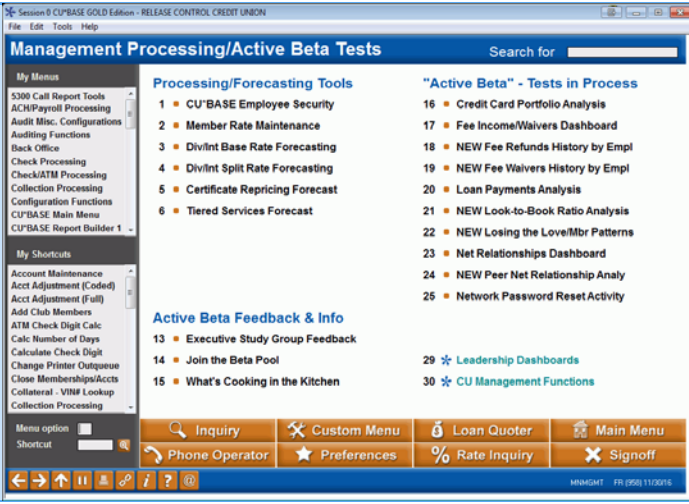

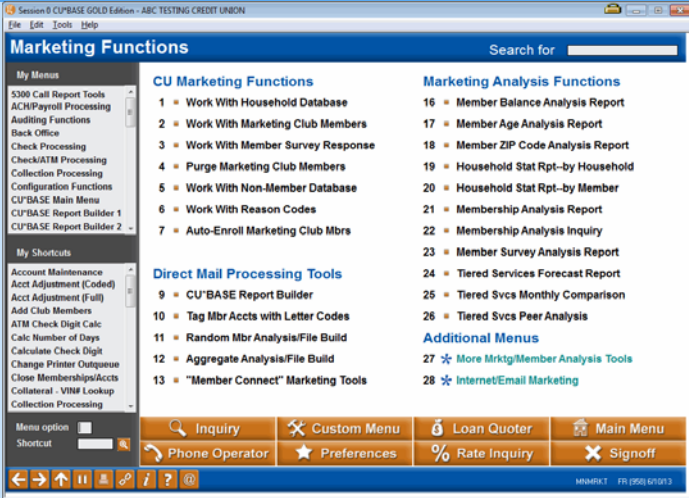
	OLD Menu	OLD Options	NEW Category
<p>MNEXLN</p> <p>Extended Loan Processing</p>		<p>Left side only</p> <p>Right side only</p>	<p>ESCROWS</p> <p>STUDENTLNS</p>
<p>MNFILE</p> <p>File Transfer Functions</p>		<p>#1-10</p> <p>#16-19</p> <p>#21-24</p>	<p>FILETRANSF</p> <p>AIRES</p> <p>ALM</p>
<p>MNGELE</p> <p>General Ledger</p>		<p>ALL</p>	<p>GL</p>


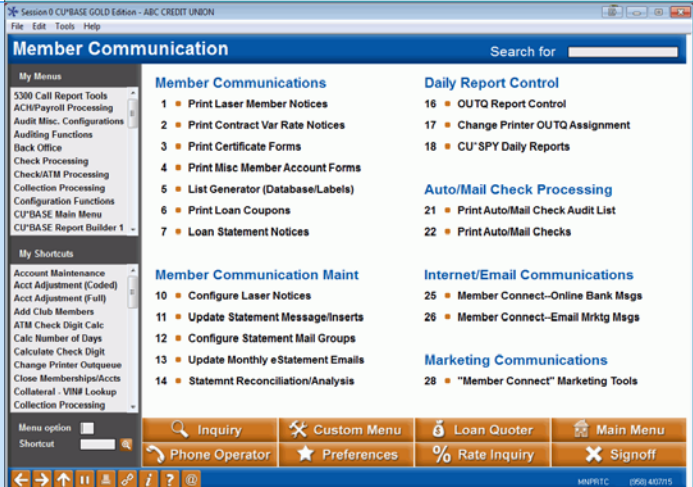

	OLD Menu	OLD Options	NEW Category
<p>MNGLFA</p> <p>Subsidiaries</p>		<p>ALL</p>	<p>SUBSIDIARY</p>
<p>MNHTEL</p> <p>Vault Control</p>		<p>ALL</p>	<p>VAULT</p>
<p>MNHTLA</p> <p>Teller & Cash Analysis Tools</p>		<p>ALL</p>	<p>CASH</p>

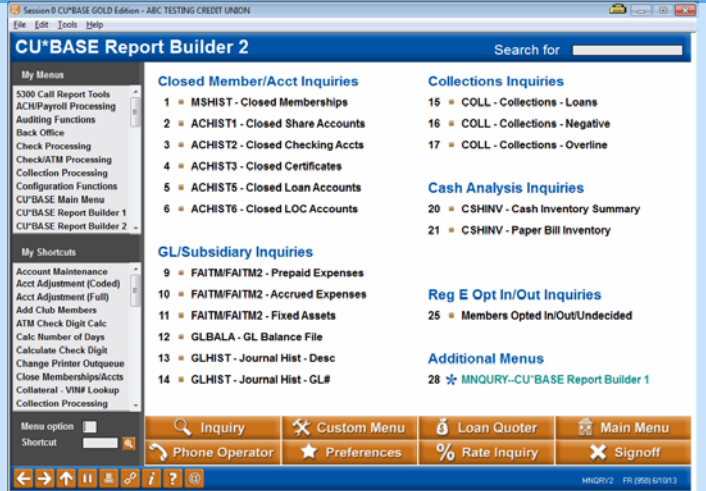

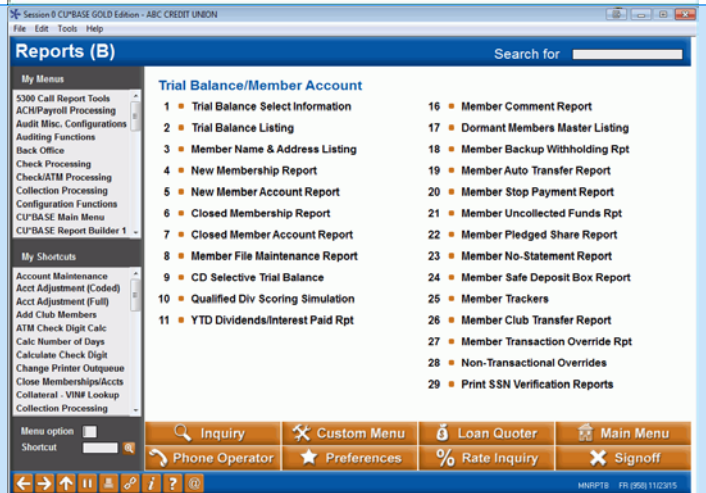
	OLD Menu	OLD Options	NEW Category
<p>MNINDL</p> <p>Indirect Lending/ Dealer Processing</p>		ALL	INDIRECT
<p>MNINQY</p> <p>Member Inquiry Functions</p>		ALL	MBRINQ
<p>MNINVS</p> <p>Investments</p>		ALL	INVEST


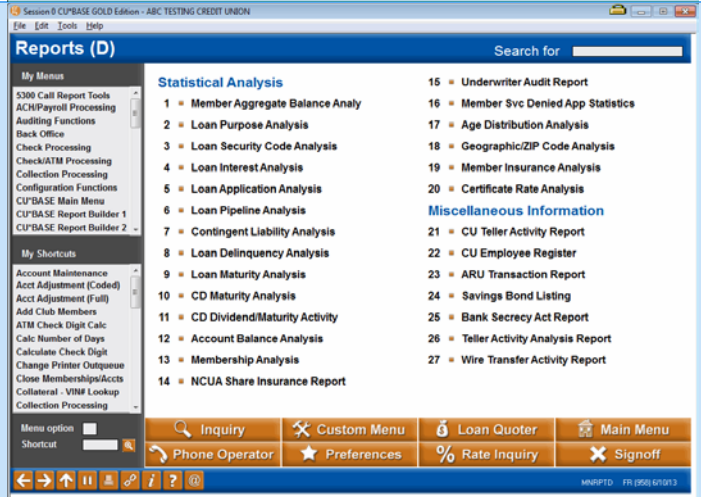
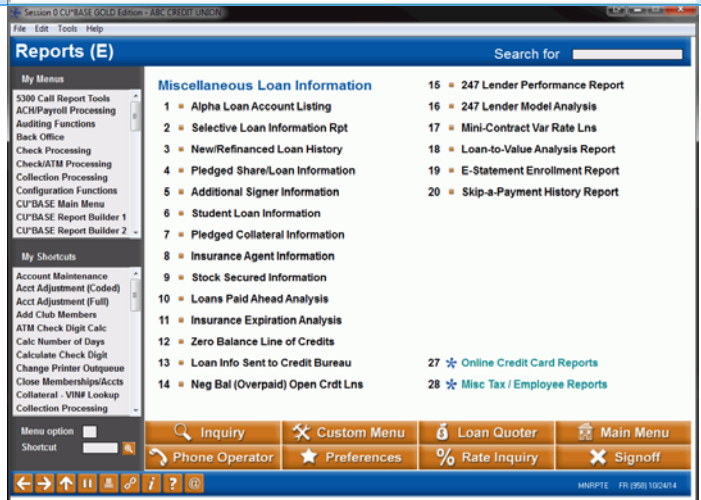
	OLD Menu	OLD Options	NEW Category
<p>MNLOAN</p> <p>Lending Functions</p>		<p>ALL</p>	<p>LOANS</p>
<p>MNMGMA</p> <p>“Know Your Member” Analysis Tools</p>		<p>ALL</p>	<p>KNOWMBR</p>
<p>MNMGMB</p> <p>Learn From a Peer</p>		<p>ALL</p>	<p>LFP</p>


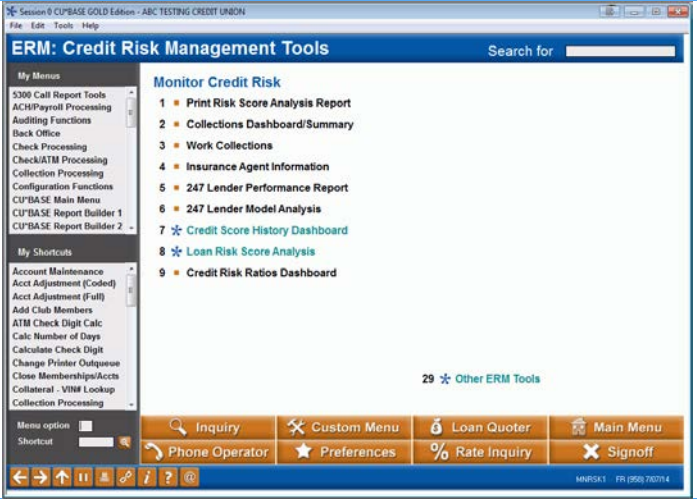

	OLD Menu	OLD Options	NEW Category
<p>MNMGMC</p> <p>Management Review of Key Configurations</p>		ALL	REVIEW
<p>MNMGMD</p> <p>Management Analysis Dashboards 1</p>		ALL	ANALYSIS
<p>MNMGME</p> <p>Management Analysis Dashboards 2</p>		ALL	ANALYSIS

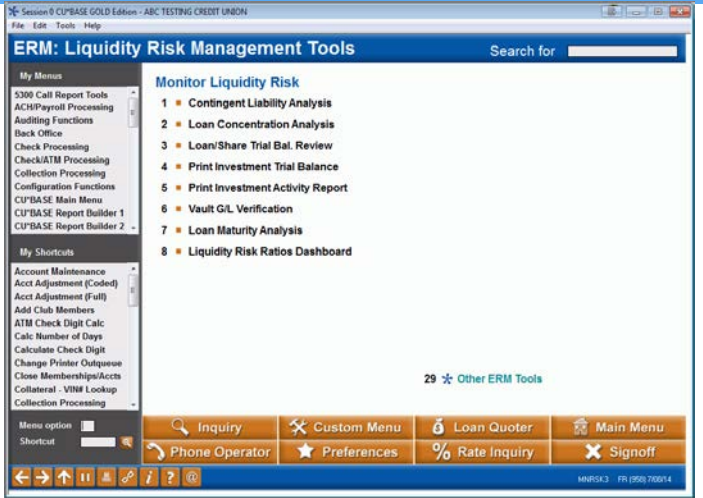
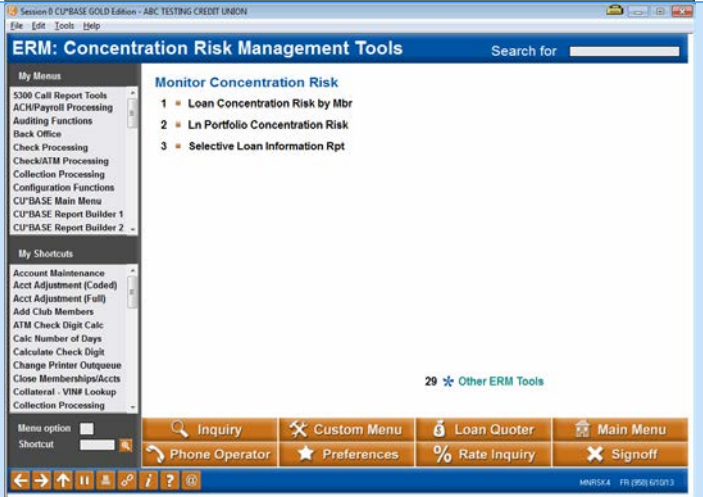
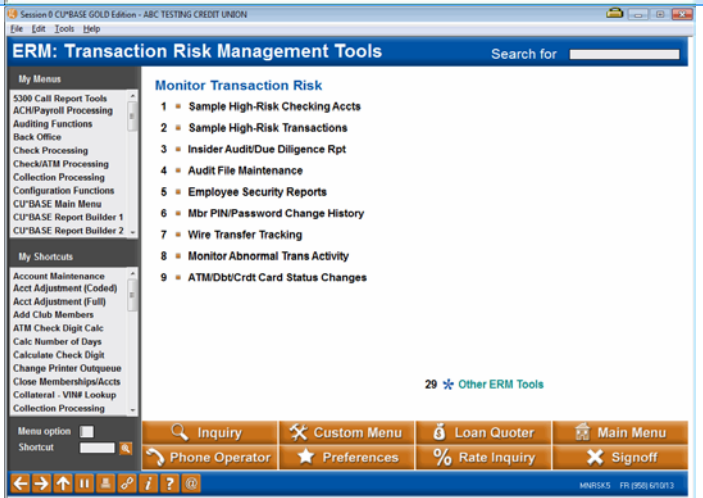
	OLD Menu	OLD Options	NEW Category
<p>MNMGMT</p> <p>Management Processing/Active Beta Tests</p>		<p>#1-2</p> <p>#3-6</p> <p>Right side only</p>	<p>OFFICE and CONFIGS</p> <p>FORECAST</p> <p>ACTIVEBETA</p>
<p>MNMISC</p> <p>Miscellaneous Processing</p>		<p>#1-3</p> <p>#5-12</p> <p>#5-13</p> <p>#15-16</p> <p>#20</p> <p>#21</p> <p>#24-25</p> <p>#27-29</p>	<p>SAFE</p> <p>ARU</p> <p>ONLINEBANK</p> <p>CLUBACCTS</p> <p>WIRE</p> <p>CONFIGS</p> <p>REPORTS</p> <p>BONUS/PATR</p>
<p>MNMRKT</p> <p>Marketing Functions</p>		<p>ALL</p>	<p>MARKETING</p>


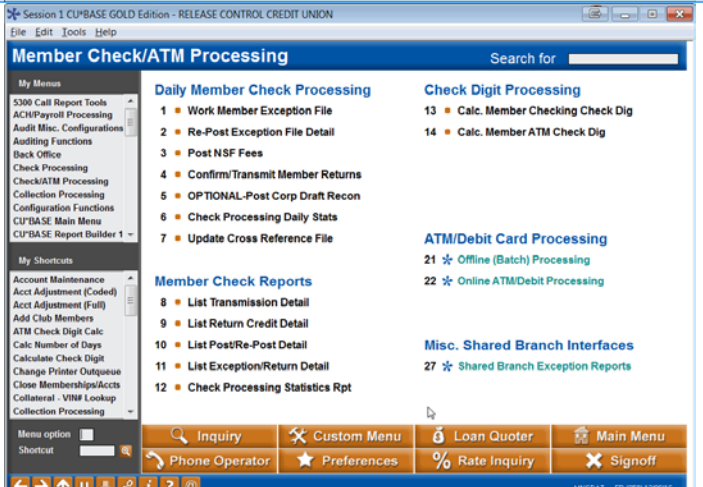
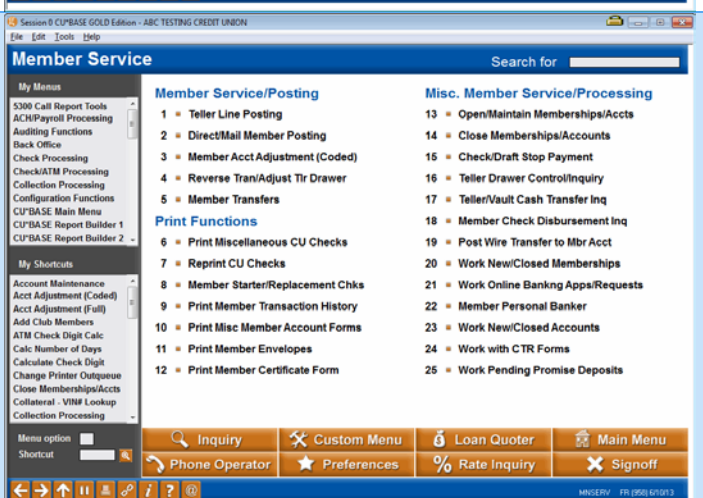
	OLD Menu	OLD Options	NEW Category
<p>MNPART</p> <p>Participation Loan Processing</p>		<p>ALL</p>	<p>PART</p>
<p>MNPRTC</p> <p>Member Communication</p>		<p>ALL EXCEPT #16-18</p> <p>#16-18</p>	<p>COMM</p> <p>OFFICE</p>
<p>MNQRY</p> <p>CU*BASE Report Builder 1</p>		<p>ALL EXCEPT #1-3</p> <p>#1-3</p>	<p>CANNEDQRY</p> <p>QUERY</p>

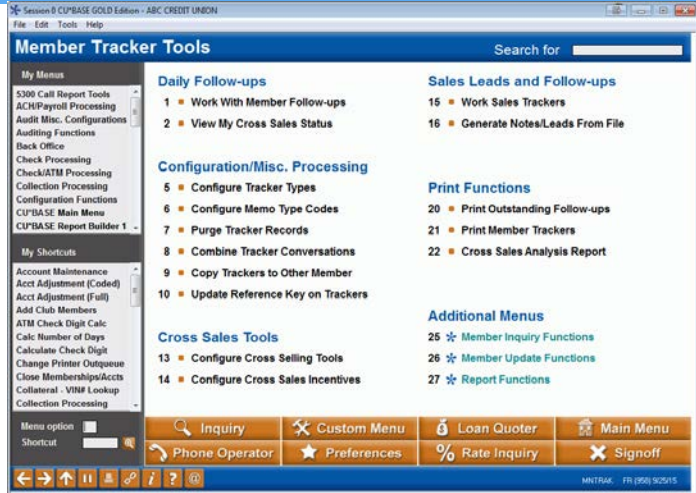
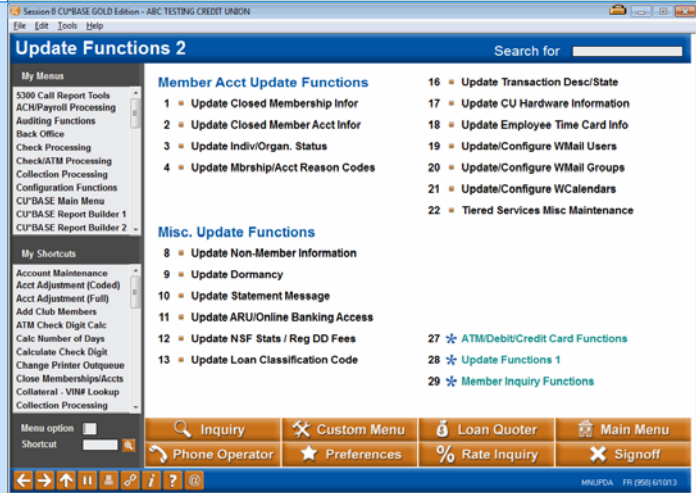
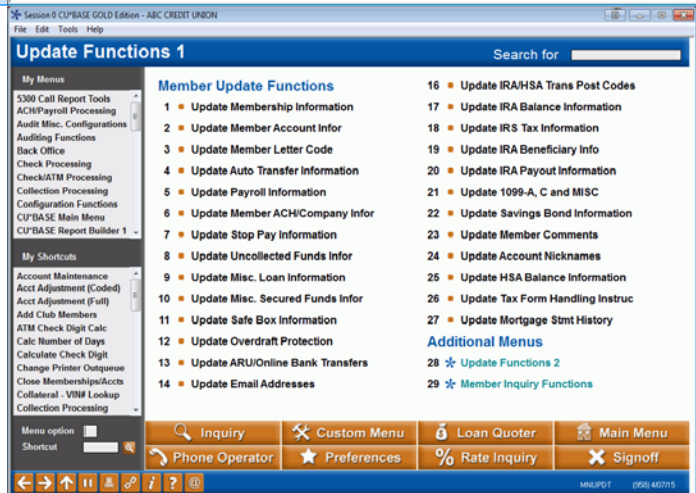
	OLD Menu	OLD Options	NEW Category
<p>MNQRY2</p> <p>CU*BASE Report Builder 2</p>	 <p>The screenshot shows the 'CU*BASE Report Builder 2' menu. It features a left sidebar with 'My Menus' and 'My Shortcuts'. The main area is divided into sections: 'Closed Member/Acct Inquiries' (1-6), 'GL/Subsidiary Inquiries' (9-14), 'Collections Inquiries' (15-17), 'Cash Analysis Inquiries' (20-21), 'Reg E Opt In/Out Inquiries' (25), and 'Additional Menus' (28). A search bar is at the top right. A toolbar at the bottom includes buttons for Inquiry, Custom Menu, Loan Quoter, Main Menu, Phone Operator, Preferences, Rate Inquiry, and Signoff.</p>	<p>ALL</p>	<p>CANNEDQRY</p>
<p>MNRPTA</p> <p>Reports (A)</p>	 <p>The screenshot shows the 'Reports (A)' menu. It features a left sidebar with 'My Menus' and 'My Shortcuts'. The main area is divided into sections: 'Report Printing Functions' (1-9), 'CU*SPY Products' (16), and 'Additional Menus' (20-22). A search bar is at the top right. A toolbar at the bottom includes buttons for Inquiry, Custom Menu, Loan Quoter, Main Menu, Phone Operator, Preferences, Rate Inquiry, and Signoff.</p>	<p>ALL</p>	<p>REPORTS</p>
<p>MNRPTB</p> <p>Reports (B)</p>	 <p>The screenshot shows the 'Reports (B)' menu. It features a left sidebar with 'My Menus' and 'My Shortcuts'. The main area is divided into sections: 'Trial Balance/Member Account' (1-11) and a list of reports (16-29). A search bar is at the top right. A toolbar at the bottom includes buttons for Inquiry, Custom Menu, Loan Quoter, Main Menu, Phone Operator, Preferences, Rate Inquiry, and Signoff.</p>	<p>ALL</p>	<p>REPORTS</p>

	OLD Menu	OLD Options	NEW Category
<p>MNRPTC</p> <p>Reports (C)</p>	 <p>The screenshot shows the 'Reports (C)' menu in the CUPBASE GOLD Edition. The menu is divided into 'My Menus' and 'My Shortcuts'. Under 'My Menus', there are options like '5300 Call Report Tools', 'ACH/Payroll Processing', 'Auditing Functions', 'Back Office', 'Check Processing', 'Check/ATM Processing', 'Collection Processing', 'Configuration Functions', 'CUPBASE Main Menu', 'CUPBASE Report Builder 1', and 'CUPBASE Report Builder 2'. Under 'My Shortcuts', there are options like 'Account Maintenance', 'Acct Adjustment (Coded)', 'Acct Adjustment (Full)', 'Add Club Members', 'ATM Check Digit Calc', 'Calc Number of Days', 'Calculate Check Digit', 'Change Printer Outqueue', 'Close Memberships/Accts', 'Collateral - VNM Lookup', and 'Collection Processing'. The main menu area is titled 'GL/Account Information' and contains 29 numbered items: 1. CU Financial Statements, 2. GL Trial Balance (monthly), 3. GL History (daily), 4. GL Chart Of Accounts, 5. GL Budget Report, 6. TR Journal Entry Analysis, 7. MTD Member Control Analysis, 8. General Transaction Register, 9. Member Account Adjustments, 10. Monthly GL Balance File Analysis, 11. Member TB Summary by GL Account, 12. A/P - Open Payables Report, 13. A/P - Paid History, 14. A/P Vendor Listing, 15. Investment Trial Balance, 16. Investment Activity Report, 17. Investment Maturity Report, 18. Subsidiary Trial Bal (FA/AE/PE), 19. Monthly Exp. Schedule (FA/AE/PE), 20. Print Check Register, 21. M/R Receipt Monthly Analysis, 22. M/A Advance Monthly Analysis, 23. Accrued Dividend Summary - CDs, 24. CU Financials Verification, 25. Fee Waiver Information Report, 26. Verify OTB Credit Card Dupls, 27. Vault/GL Verification Report.</p>	<p>ALL</p>	<p>REPORTS</p>
<p>MNRPTD</p> <p>Reports (D)</p>	 <p>The screenshot shows the 'Reports (D)' menu. Under 'My Menus', there are options like '5300 Call Report Tools', 'ACH/Payroll Processing', 'Auditing Functions', 'Back Office', 'Check Processing', 'Check/ATM Processing', 'Collection Processing', 'Configuration Functions', 'CUPBASE Main Menu', 'CUPBASE Report Builder 1', and 'CUPBASE Report Builder 2'. Under 'My Shortcuts', there are options like 'Account Maintenance', 'Acct Adjustment (Coded)', 'Acct Adjustment (Full)', 'Add Club Members', 'ATM Check Digit Calc', 'Calc Number of Days', 'Calculate Check Digit', 'Change Printer Outqueue', 'Close Memberships/Accts', 'Collateral - VNM Lookup', and 'Collection Processing'. The main menu area is titled 'Statistical Analysis' and contains 14 numbered items: 1. Member Aggregate Balance Analy, 2. Loan Purpose Analysis, 3. Loan Security Code Analysis, 4. Loan Interest Analysis, 5. Loan Application Analysis, 6. Loan Pipeline Analysis, 7. Contingent Liability Analysis, 8. Loan Delinquency Analysis, 9. Loan Maturity Analysis, 10. CD Maturity Analysis, 11. CD Dividend/Maturity Activity, 12. Account Balance Analysis, 13. Membership Analysis, 14. NCUA Share Insurance Report. To the right, there are 15-27 items: 15. Underwriter Audit Report, 16. Member Svc Denied App Statistics, 17. Age Distribution Analysis, 18. Geographic/ZIP Code Analysis, 19. Member Insurance Analysis, 20. Certificate Rate Analysis, 21. CU Teller Activity Report, 22. CU Employee Register, 23. ARU Transaction Report, 24. Savings Bond Listing, 25. Bank Secrecy Act Report, 26. Teller Activity Analysis Report, 27. Wire Transfer Activity Report.</p>	<p>ALL</p> <p>#27</p>	<p>REPORTS</p> <p>WIRE</p>
<p>MNRPTE</p> <p>Reports (E)</p>	 <p>The screenshot shows the 'Reports (E)' menu. Under 'My Menus', there are options like '5300 Call Report Tools', 'ACH/Payroll Processing', 'Auditing Functions', 'Back Office', 'Check Processing', 'Check/ATM Processing', 'Collection Processing', 'Configuration Functions', 'CUPBASE Main Menu', 'CUPBASE Report Builder 1', and 'CUPBASE Report Builder 2'. Under 'My Shortcuts', there are options like 'Account Maintenance', 'Acct Adjustment (Coded)', 'Acct Adjustment (Full)', 'Add Club Members', 'ATM Check Digit Calc', 'Calc Number of Days', 'Calculate Check Digit', 'Change Printer Outqueue', 'Close Memberships/Accts', 'Collateral - VNM Lookup', and 'Collection Processing'. The main menu area is titled 'Miscellaneous Loan Information' and contains 14 numbered items: 1. Alpha Loan Account Listing, 2. Selective Loan Information Rpt, 3. New/Refinanced Loan History, 4. Pledged Share/Loan Information, 5. Additional Signer Information, 6. Student Loan Information, 7. Pledged Collateral Information, 8. Insurance Agent Information, 9. Stock Secured Information, 10. Loans Paid Ahead Analysis, 11. Insurance Expiration Analysis, 12. Zero Balance Line of Credits, 13. Loan Info Sent to Credit Bureau, 14. Neg Bal (Overpaid) Open Crdt Lns. To the right, there are 15-28 items: 15. 247 Lender Performance Report, 16. 247 Lender Model Analysis, 17. Mini-Contract Var Rate Lns, 18. Loan-to-Value Analysis Report, 19. E-Statement Enrollment Report, 20. Skip-a-Payment History Report, 27. Online Credit Card Reports, 28. Misc Tax / Employee Reports.</p>	<p>ALL</p>	<p>REPORTS</p>

	OLD Menu	OLD Options	NEW Category
<p>MNRPTF</p> <p>Reports (F)</p>		<p>ALL</p> <p>#1-16</p>	<p>REPORTS</p> <p>TAX</p>
<p>MNRSK1</p> <p>ERM: Credit Risk Management Tools</p>		<p>ALL</p>	<p>RISK, RISKCREDIT</p>
<p>MNRSK2</p> <p>ERM: Interest Rate Risk Management Tools</p>		<p>ALL</p>	<p>RISK and RISKRATE</p>

	OLD Menu	OLD Options	NEW Category
<p>MNRSK3</p> <p>ERM: Liquidity Risk Management Tools</p>	 <p>The screenshot shows the 'ERM: Liquidity Risk Management Tools' menu. The 'Monitor Liquidity Risk' section includes the following options:</p> <ul style="list-style-type: none"> 1 • Contingent Liability Analysis 2 • Loan Concentration Analysis 3 • Loan/Share Trial Bal. Review 4 • Print Investment Trial Balance 5 • Print Investment Activity Report 6 • Vault GL Verification 7 • Loan Maturity Analysis 8 • Liquidity Risk Ratios Dashboard <p>At the bottom, there is a link for '29 * Other ERM Tools'.</p>	<p>ALL</p>	<p>RISK and RISKLIQUID</p>
<p>MNRSK4</p> <p>ERM: Concentration Risk Management Tools</p>	 <p>The screenshot shows the 'ERM: Concentration Risk Management Tools' menu. The 'Monitor Concentration Risk' section includes the following options:</p> <ul style="list-style-type: none"> 1 • Loan Concentration Risk by Mbr 2 • Ln Portfolio Concentration Risk 3 • Selective Loan Information Rpt <p>At the bottom, there is a link for '29 * Other ERM Tools'.</p>	<p>ALL</p>	<p>RISK and RISKCONCEN</p>
<p>MNRSK5</p> <p>ERM: Transaction Risk Management Tools</p>	 <p>The screenshot shows the 'ERM: Transaction Risk Management Tools' menu. The 'Monitor Transaction Risk' section includes the following options:</p> <ul style="list-style-type: none"> 1 • Sample High-Risk Checking Accts 2 • Sample High-Risk Transactions 3 • Insider Audit/Due Diligence Rpt 4 • Audit File Maintenance 5 • Employee Security Reports 6 • Mbr PIN/Password Change History 7 • Wire Transfer Tracking 8 • Monitor Abnormal Trans Activity 9 • ATM/DB/Crdt Card Status Changes <p>At the bottom, there is a link for '29 * Other ERM Tools'.</p>	<p>ALL</p>	<p>RISK and RISKTRANS</p>

	OLD Menu	OLD Options	NEW Category
<p>MNRSK6</p> <p>ERM: Compliance Risk Management Tools</p>		<p>ALL</p>	<p>RISK and RISKCOMPLY</p>
<p>MNSDAT</p> <p>Member Check/ATM Processing</p>		<p>ALL</p>	<p>CHECKS</p>
<p>MNSERV</p> <p>Member Service</p>		<p>#19</p> <p>ALL</p>	<p>WIRE</p> <p>MBRSRV</p>

	OLD Menu	OLD Options	NEW Category
<p>MNTRAK</p> <p>Member Tracker Tools</p>	 <p>The screenshot shows the 'Member Tracker Tools' menu in the CUPBASE GOLD Edition. It includes sections for 'Daily Follow-ups', 'Configuration/Misc. Processing', 'Cross Sales Tools', 'Sales Leads and Follow-ups', 'Print Functions', and 'Additional Menus'. A search bar is at the top right, and a toolbar with icons for Inquiry, Custom Menu, Loan Quoter, Main Menu, Phone Operator, Preferences, Rate Inquiry, and Signoff is at the bottom.</p>	<p>ALL</p>	<p>TRACKERS</p>
<p>MNUPDA</p> <p>Update Functions 2</p>	 <p>The screenshot shows the 'Update Functions 2' menu. It includes sections for 'Member Acct Update Functions', 'Misc. Update Functions', and 'Additional Menus'. A search bar is at the top right, and a toolbar with icons for Inquiry, Custom Menu, Loan Quoter, Main Menu, Phone Operator, Preferences, Rate Inquiry, and Signoff is at the bottom.</p>	<p>ALL</p>	<p>UPDATE</p>
<p>MNUPDT</p> <p>Update Functions 1</p>	 <p>The screenshot shows the 'Update Functions 1' menu. It includes sections for 'Member Update Functions', 'Additional Menus', and 'Additional Menus'. A search bar is at the top right, and a toolbar with icons for Inquiry, Custom Menu, Loan Quoter, Main Menu, Phone Operator, Preferences, Rate Inquiry, and Signoff is at the bottom.</p>	<p>ALL</p> <p>#16-22, #25-26, #28</p>	<p>UPDATE</p> <p>TAX</p>