




# Tool Changes

Product	Release Date	Released to the Following
<b>CU*BASE® GOLD</b>	<b>May 5, 2024</b>	<ul style="list-style-type: none"> <li>• Online Credit Unions</li> <li>• Self-Processors</li> <li>• Site-Four Credit Unions</li> </ul>
Version #		
<b>24.05</b>		
<p><b>Additional Resources:</b> <a href="#">Release Summary</a>   <a href="#">Database Changes</a>   <a href="#">Register for Release Training</a></p>		



**Attention Credit Union Security Administrators:** With each new release, review the brand-new tools being introduced and assign them to the appropriate employees once the release goes live. To find the new tools introduced in the most recent release:

## From the Home Page

- 
1. Click  Filter by Category
  2. Choose **\_NEWTOLS**
  3. Click Select or 

**TIP:** Remember you won't see them listed under **My Tools** until you've been assigned access to them!

## In Employee Security

1. Launch **Tool #327 CU\*BASE Employee Security**
2. Click **All Tool Assignments**
3. Click the Categories  button
4. Choose **\_NEWTOLS**
5. Click Select or 

## New Tools in This Release

Tool #	Tool Title	Short Description
<b>1047</b>	View HSA Balance Information	Use to <i>view</i> HSA information, no edit function
<b>1044</b>	OLB Logins by Account Base/IP Address	Research member online banking logins
<b>1042</b>	Work with Retailer Groups	Configure retailer groups for (future) rewards/rebates
<b>1046</b>	Loan Packages Sold	Work/view loan packages already finalized and sold
<b>1051</b>	NSF Transactions by Day (NSFTR)	Canned query to review previous day NSF
<b>1049</b>	View Online/Mobile/Text Banking Config	View version of current Tool #569
<b>1048</b>	Corporate Check Reconciliation Dashboard	View EOD GL and outstanding checks balances
<b>1041</b>	Force Post Disbursements to Credit Cards	Work with posting exceptions to CC loans
<b>1098</b>	View Audio Response Configuration	View version of back-office ARU config
<b>1045</b>	Configure 1Click Unfunded Offers	Manage unfunded auto loan offers

<b>1943</b>	Master 3rd Party A2A Vendor Prdct Config <i>View tool #1948</i>	Tool structure in place for future third-party A2A enhancements
<b>1944</b>	CU 3 <sup>rd</sup> Party A2A Vendor Product Config <i>View tool #1947</i>	Tool structure in place for future third-party A2A enhancements
<b>1945</b>	3 <sup>rd</sup> Party A2A Mrkt Msg and Fees Config <i>View tool #1946</i>	Tool structure in place for future third-party A2A enhancements

## Tool Changes in This Release

<b>Tool #</b>	<b>Tool Title</b>	<b>Change Made</b>
<b>2405</b>	What's New in CU*BASE?	Updated tool # to current release
<b>569</b>	Online/Mobile/Text Banking VMS Config	Updated title to reflect new ARU-only tool
<b>681</b>	Print Xtend Shared Branch Stlmnt Report	Added Xtend to tool title
<b>814</b>	Xtend Shared Branch Configuration	Added Xtend to tool title
<b>5356</b>	Online Banking Configuration	Updated title to reflect new ARU-only tool
<b>760</b>	Reprint Corporate Checks (Same Day)	Updated title to reflect same day only

## Tool Changes: CU\*BASE OPER

**For self-processing credit union clients only.**

To adjust access to these tools:

1. Navigate to OPER, and use **Tool #5608 Assign OPER Tools to DC Employees**
2. Use the *Search for* field or enter the *Tool #* in the respective areas.
3. Select the tool and then use *Assign to Employee* to select which employees should be assigned the tool.

## New Tools in This Release

<b>Tool #</b>	<b>Tool Title</b>
<b>5511</b>	Audio Response Configuration

## END