

Product:	Version #:	To be released to:	On date:
CU*BASE® GOLD	19.12	Online CUs and Self-Processors	December 15, 2019

ATTENTION CREDIT UNION SECURITY ADMINISTRATORS

With each new release, take a look at the brand-new tools being introduced and assign them to the appropriate employees once the release goes live. To find the new tools introduced in the most recent release:

From the Home Page:

1. Click 
2. Choose **_NEWTTOOLS**
3. Click Select or 

TIP: Remember you won't see them listed under "My Tools" until you've been assigned access to them!

In Employee Security:

1. Launch **Tool #327 CU*BASE Employee Security**
2. Click **All Tool Assignments**
3. Click the Categories  button
4. Choose **_NEWTTOOLS**
5. Click Select or 

NEW TOOLS IN THIS RELEASE

Tool #	Tool Title	Recommended For
	No new standard tools with this release.	

MENU CHANGES: CU*BASE OPERATOR EDITION


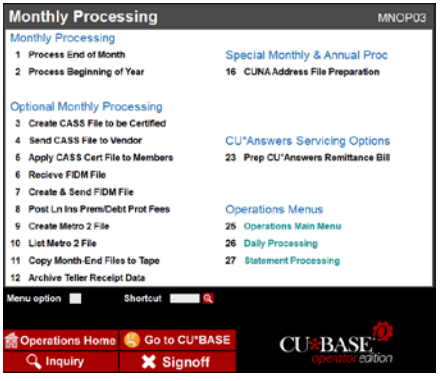
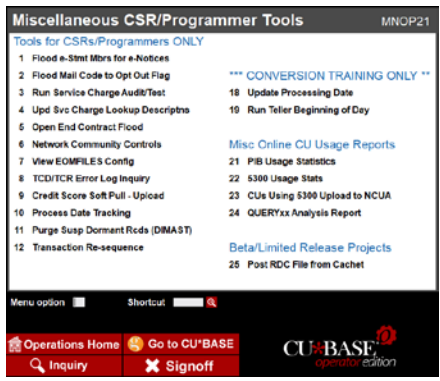
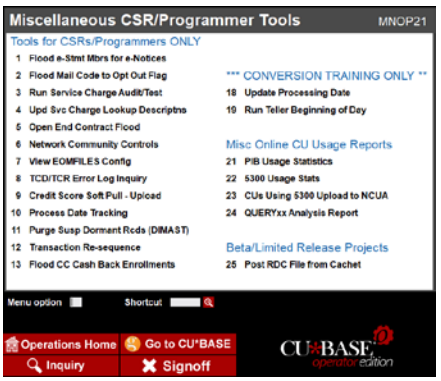
For self-processing credit union clients only.



To adjust access to these commands:

1. Navigate to OPER, go to MNOP12 and launch **#23 Employee Security for OPER Cmds**
2. Use **Oper Menu Security** (F2)
3. Use **Alternate View** to sort the list by menu name
4. Type the menu name and use Enter to display all users who currently have access to that menu
5. Select one or more users in the list (hold Ctrl and click to select multiple names), then use **Edit** to adjust access to individual menu commands

Remember that if a person already had access to the commands on a particular menu, new commands added to that menu will be set up to *allow* access (checked) for that person automatically.

Menu Name	Old Menu	New Menu
<p>MNOP03</p> <p><input type="checkbox"/> Added option removed in error, #12 Archive Teller Receipt Data</p>	 <p>The screenshot shows the 'Monthly Processing' menu (MNOP03) with 11 numbered options. Option 12, 'Archive Teller Receipt Data', is missing from the list.</p>	 <p>The screenshot shows the 'Monthly Processing' menu (MNOP03) with 12 numbered options. Option 12, 'Archive Teller Receipt Data', has been added to the list.</p>
<p>MNOP21</p> <p><input type="checkbox"/> Added option #13 Flood CC Cash Back Enrollments</p>	 <p>The screenshot shows the 'Miscellaneous CSR/Programmer Tools' menu (MNOP21) with 12 numbered options. Option 13, 'Flood CC Cash Back Enrollments', is missing from the list.</p>	 <p>The screenshot shows the 'Miscellaneous CSR/Programmer Tools' menu (MNOP21) with 13 numbered options. Option 13, 'Flood CC Cash Back Enrollments', has been added to the list.</p>

END