




Team	Release #	To be released to:	On date:
Asterisk Intelligence	AB_19.02	Online CUs	February 25, 2019




ai@cuanswers.com
1-800-327-3478 x870

cuanswers.com/solutions/asterisk-intelligence/

Feature Availability Key

-  You'll see it immediately
-  You'll need to activate it
-  There may be related fees



Powered by Asterisk Intelligence

The Asterisk Intelligence team is excited to present these Analytics Booth enhancements. Subscribers that are CU*BASE Online credit unions will receive the entirety of this release on February 25. Note that certain enhancements, due to the complex integration, are not yet available to Self-Processing or Site-Four clients. We will announce more details soon on when these clients will receive these upgrades.

Not an Analytics Booth subscriber?

Visit the store: <https://store.cuanswers.com/store/asterisk-intelligence/analytics-booth/>

Interested in Learning More About This Release?

Join the Asterisk Intelligence team for a training webinar!

Wednesday, February 27


3:00 – 4:00 PM ET

Register Today

<https://www.cuanswers.com/resources/edu/courses/syllabi/?course=SE.2018.12>

In This Release

✔ Now Available: Accrual Dashboards for Loans, Shares, and Certificates



They're here! We're proud to unveil the Interest Accruals (Loans), Dividend Accruals (Shares), and Dividend Accruals (Certificate) dashboards in your Analytics Booth. These dashboards give powerful insight into your credit union's daily accrual activity, and takes your daily accrual monitoring to the next level by introducing historical trending, built in analysis, and deeper level of detail providing you with greater insight into your operations and the health of your portfolios.

✔ View CU*BASE Dashboards in Analytics Booth at the Click of a Button – Yes, Even Dashboards with Private Data!

**Feature only available for CU*BASE Online Credit Unions*

Have you ever wanted to use your Analytics Booth data analysis tools on a CU*BASE dashboard? Prefer an Analytics Booth graphic over a CU*BASE one? How about view your member data on the web in Analytics Booth, securely and privately? We're ready and happy to announce that you now can, as a long awaited architectural integration with CU*BASE is set to revolutionize the Analytics Booth experience.

This release will provide five new **Web View** buttons within CU*BASE that when selected will launch subscribers to the associated dashboard in Analytics Booth.

- **Tool #552 New/Closed/All Accounts Dashboard**
- **Tool #595 Portfolio Analysis – Loans**
- **Tool #1160 Shares Accruals Dashboard**
- **Tool #1165 Certificate Accruals Dashboard**
- **Tool #1170 Loan Interest Accruals Dashboard**

Date	Day	Starting Balance	New	Ending Balance	Account Balance	Average COF	Annualized Expense	Count
Jan 03, 2019	THU	2,187	1,111	3,298	223,295,248	-182	409,457	65,938
Jan 04, 2019	FRI	3,297	1,117	4,414	222,452,935	-183	407,679	67,234
Jan 05, 2019	SAT	4,414	1,133	5,547	222,910,124	-186	413,523	67,628
Jan 06, 2019	SUN	5,546	1,106	6,652	222,214,070	-182	403,683	66,805
Jan 07, 2019	MON	6,653	1,114	7,766	223,299,572	-182	406,526	67,303
Jan 08, 2019	TUE	7,766	1,116	8,882	221,064,299	-184	407,311	67,162
Jan 09, 2019	WED	8,881	1,101	9,983	220,849,634	-182	402,015	67,018
Jan 10, 2019	THU	9,983	1,176	11,159	220,733,863	-195	429,328	68,184
Jan 11, 2019	FRI	11,156	1,084	12,239	221,337,237	-179	399,576	66,976
Jan 12, 2019	SAT	12,240	1,103	13,344	221,407,958	-182	402,756	67,439
Jan 13, 2019	SUN	13,344	1,100	14,444	221,341,638	-181	401,984	67,576
Jan 14, 2019	MON	14,443	1,107	15,550	220,807,026	-184	404,179	67,438
Jan 15, 2019	TUE	15,551	1,115	16,666	219,969,591	-185	407,136	67,847
Jan 16, 2019	WED	16,663	1,090	17,753	219,394,465	-181	397,941	67,239
Jan 17, 2019	THU	17,741	1,094	18,835	219,712,435	-182	399,321	67,532

Averages Per Day: 13,854 (Starting Balance), 1,107 (New), 14,961 (Ending Balance), 220,575,183 (Account Balance), -183 (Average COF), 404,025 (Annualized Expense), 67,483 (Count).

These web view dashboards provide additional tools to subscribers to analyze data that can only be found in Analytics booth, including more screen real estate to view more data at one time, different filters

and graphics, and new ways to understand the data. Non-subscribers will be presented with a splash page.

Not only is this integration opening new doors for your data into the powerful abilities of Analytics Booth, the most challenging and most rewarding outcome of these new tools is the groundbreaking ability to view private data in your Analytics Booth! Beginning with the **New/Closed/All Accounts Dashboard**, this web view button launches an authenticated connection over a private server, allowing you to view your credit union's member data on the web – our proving ground for a new frontier for the capabilities of CU*BASE and web integration.

Note that viewing private data on the web comes with a bit of give and take; while we can provide more data options on the web than CU*BASE may be able to, such as Optics information, there will not be any CSV download buttons for any dashboard that contains member data.

See a web view button on a dashboard not listed? They're coming soon! Be sure to stay tuned for additional web view dashboards that will be released throughout 2019.

✔ Power Lines, A New Visual Analytics Tool

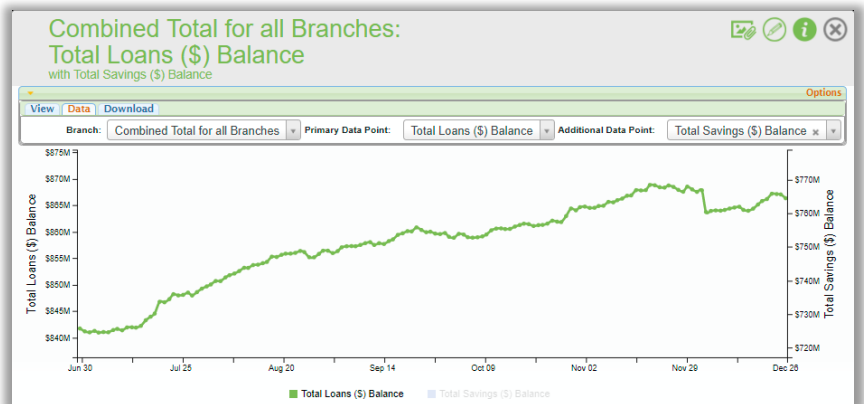
**Feature only available for CU*BASE Online Credit Unions*

Read More: [Visual Analytics Tools](#)

Power Lines is another new integration with CU*BASE that will rocket us into the future. Using the Trend lines built for you each day in Analytics Booth, Power Line is a new CU*BASE button that will launch an immediate trend line graph in Analytics Booth to help you better understand your data.

This release will unveil the first Power Line button within **Tool #595 Portfolio Analysis – Loans**. As with the Web View button, these

Power Lines are being added to many CU*BASE dashboards and will be introduced as time goes on.



✔ Improved Verbiage When Viewing Calculations

We have improved the verbiage when using tools within Analytics Booth to view calculations. When right clicking a column, the option will now describe the calculation performed, and is labeled “% of Total”, as selecting this option will deliver the percentage of the total for the specified entry, instead of “Vertical Analysis” (though the analysis is still of the vertical column!)

L.A. Code	Description	Current Weighted Average Rate	Current Average Rate	Low Rate	High Rate	# Loans (Sum: 3,000)	# Rates (Sum: 160)	# Mtrs (Sum: 1,000)	Total Balance (Sum: 18,418,240)	CU Balance (Sum: 17,467,340)	Investor Balance (Sum: 27,631,100)
81	AUTO LOANS	4.89	3.241	1.99	17,200	1500	410	410	3,255,912	3,255,912	0
83	CHRISTMAS LOAN	11,562	14,006	7,500	18,000	1000	10	10	36,429	36,429	0
84	MISC CLOSED END LOANS	13,553	13,775	7,500	18,000	Sum	10	10	34,583	34,583	0
86	SHARES CD PLEDGED	2,558	2,108	2,100	2,100	Avg	1	1	408	408	0
88	MONEY MOVER LOC	15,008	15,008	15,000	15,000	Min	492	492	368,080	368,080	0
89	RECREATIONAL LOANS	4,411	4,078	1,950	17,750	Range	89	89	1,697,150	1,697,150	0
18	CONSOLIDATION	10,914	11,577	7,500	18,000	Outliers	354	354	1,994,414	1,994,414	0
14	HOME EQUITY CLOSED END	4,513	4,511	2,990	10,750		53	53	1,872,828	1,872,828	0
16	HOME EQUITY LINE OF CREDIT	3,298	3,298	3,290	3,290		3	3	36,426	36,426	0
20	FIRST MORTGAGE FIXED RATE	4,057	4,034	2,625	6,500		56	56	5,574,741	5,574,741	0

Sunday Data Now Available in Analytics Booth

Read More: [24/7 Processing with OpsEngine](#)

As CU*Answers introduces more processing options with expanded time zones and seven day processing, we can now provide data in Analytics Booth from Sunday. A full week's worth of data is now at your fingertips, 24/7/365, as long as you're opted-in to 7-Day Processing!

END