

Product:	Version #:	To be released to:	On date:
CU*BASE® GOLD	17.12	Online CUs	December 3, 2017
		Site-Four	December 3, 2017
		Self-Processors	December 11-12, 2017

### ATTENTION CREDIT UNION SECURITY ADMINISTRATORS

With the new navigation and employee security introduced in the 17.03 release, your responsibilities for a new release have changed significantly. Now you only need to take a look at the brand-new tools being introduced with each new release and assign them to the appropriate employees once the release goes live.

To find the new tools introduced in the most recent release:

#### From the Home Page:

1. Click 
2. Choose **\_NEWTOOLS**
3. Click Select or 

TIP: Remember you won't see them listed under "My Tools" until you've been assigned access to them!

#### In Employee Security:

1. Launch **Tool #327 CU\*BASE Employee Security**
2. Click **All Tool Assignments**
3. Click the Categories  button
4. Choose **\_NEWTOOLS**
5. Click Select or 

### NEW TOOLS IN THIS RELEASE

Tool #	Tool Title	Recommended For
1660	View DEX Download Configuration	Database Administrators

### MENU CHANGES: CU\*BASE OPERATOR EDITION

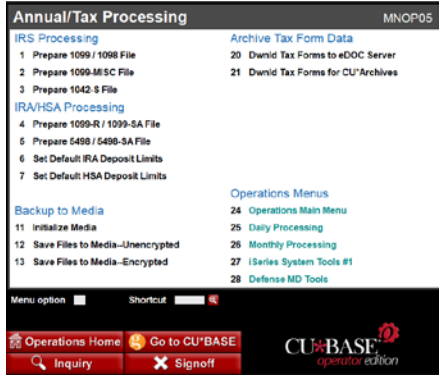
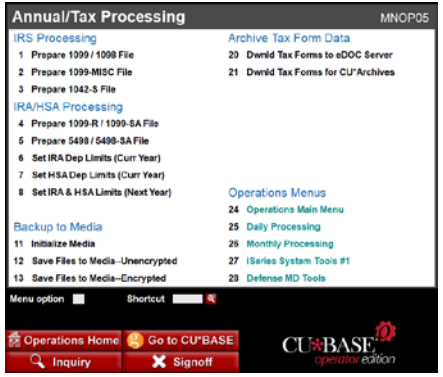
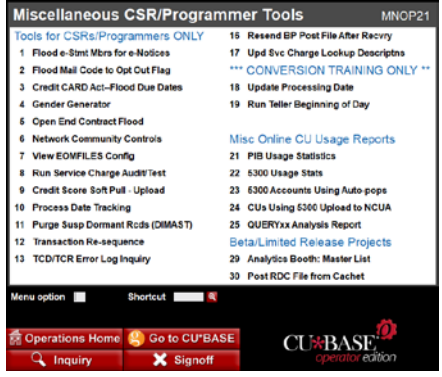
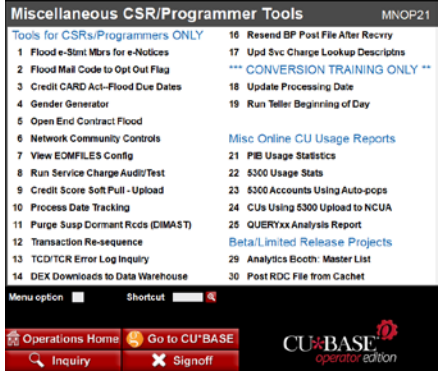
For self-processing credit union clients only.



To adjust access to these commands:

1. Navigate to OPER, go to MNOP12 and launch **#23 Employee Security for OPER Cmds**
2. Use **Oper Menu Security** (F2)
3. Use **Alternate View** to sort the list by menu name
4. Type the menu name and use Enter to display all users who currently have access to that menu
5. Select one or more users in the list (hold Ctrl and click to select multiple names), then use **Edit** to adjust access to individual menu commands

Remember that if a person already had access to the commands on a particular menu, new commands added to that menu will be set up to *allow* access (checked) for that person automatically.

Menu Name	Old Menu	New Menu
<p><b>MNOP05</b></p> <ul style="list-style-type: none"> <li>❑ Added #8 Set IRA &amp; HSA Limits (Next Year) <i>Used prior to BOY to set limits for the coming tax year; system uses those limits when flooding new balance file records at BOY.</i></li> <li>❑ Changed verbiage only on #6 &amp; #7 <i>These can be used after BOY to change default limits for the current tax year (same as Tool #414 and #811 from the main CU*BASE home page).</i></li> </ul>		
<p><b>MNOP21</b></p> <ul style="list-style-type: none"> <li>❑ Added #14 DEX Downloads to Data Warehouse <i>(For use by Asterisk Intelligence to configure downloads to external data warehouses.)</i></li> </ul> <p>NOTE: The view-only version of this is the new Tool #1660 (see previous page).</p>		
<p><b>MNOPBV</b></p> <ul style="list-style-type: none"> <li>❑ Added #16 and #17 for Kasasa files processing</li> <li>❑ Added #21 for MLive Media payment processing</li> </ul>	