

12

Documentation: Tricks of the Trade

5300 Call Report Documentation

Q1: Where can I learn more about using the 5300 Call Report software in CU*BASE?

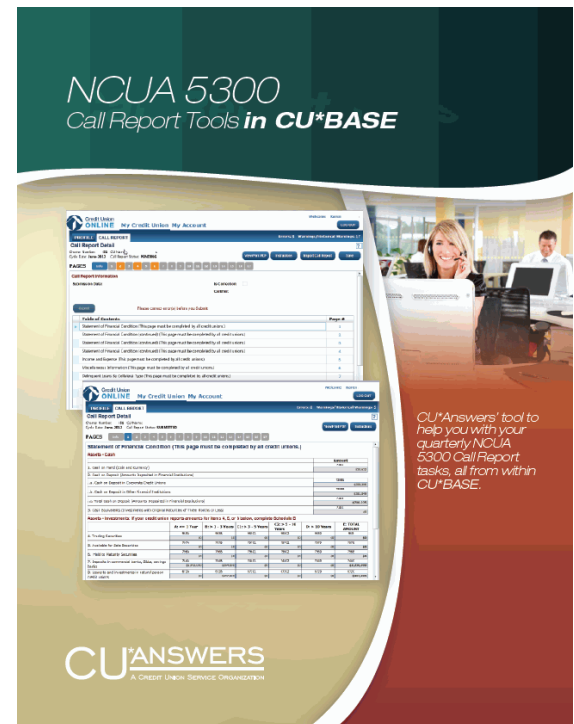
*Be sure to take advantage of CU*BASE 5300 Call Report software to enter your Call Report data and upload it directly to the NCUA!*

Take a look at the four-page brochure shown to the right to learn more about using the CU*BASE 5300 Call Report software.

The brochure covers how to complete your 5300 Call Report and upload the data directly to the NCUA. Also included are analysis tools and reports CEOs can use with auditors.

Find this brochure under “C” in the CU*BASE reference page or at:

http://cuanswers.com/pdf/cb_ref/5300_Call_Report_Brochure.pdf



Q2: Which documents cover uploading 5300 Call Report data directly from CU*BASE to the NCUA?

Check out all of our 5300 Call Report documentation!

For information on uploading your 5300 Call Report data to the NCUA and more, refer to all three of our 5300 Call Report reference documents posted under “C” on the CU*BASE Reference page.

http://www.cuanswers.com/client_reference.php#C

Additionally, to learn more about specific Account Codes, click the question marks directly on CU*BASE screens (shown to the left). This will access the 5300 Call Report online help.

CU*Answers has a dedicated resource on staff who monitors changes from the NCUA and updates all of this documentation accordingly.


Click the question mark button next to each account code to learn more in the 5300 Call Report online help.

Session 0 CU*BASE GOLD Edition - 5300 Call Report

5300 Call Report Data

Section Position to account code

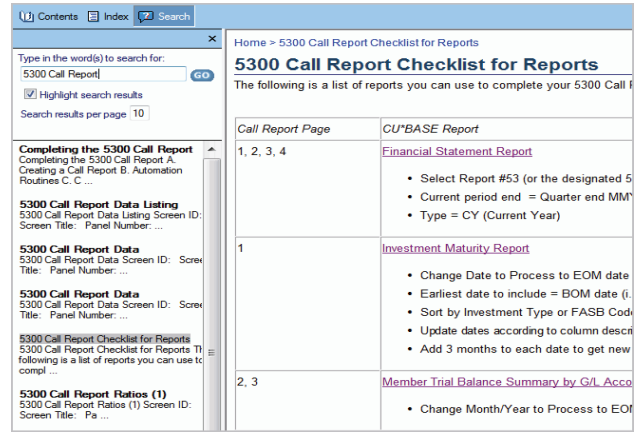
Account Code	Description
? 10	Credit Union Name
? 20	Credit Union Charter Number
	CASH ASSETS
? 730A	Cash on Hand
? 730B1	Cash on Deposit in Corpora



Q3: Where can I find a checklist of CU*BASE reports I can use to gather data for the 5300 Call Report?

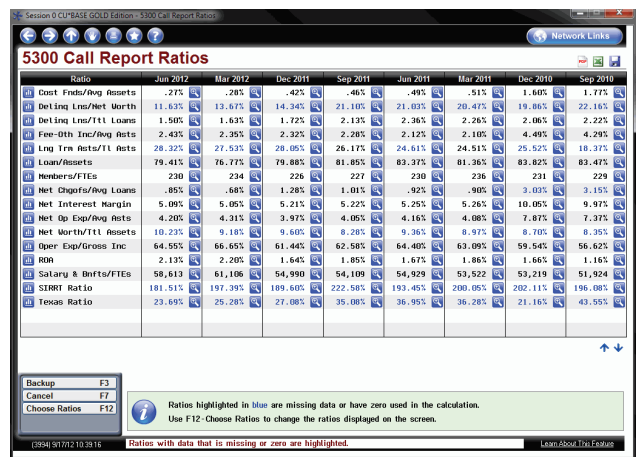
The CU*BASE 5300 Call Report tools lets you set up automation routines that will populate the data for the 5300 Call Report. Benefit from the expertise of the SRS Bookkeeping team who have assembled a helpful list of reports you can use to gather the remaining data that is not set to auto-populate.

Find a listing of these reports in the CU*BASE online help. Use Search and enter "5300 Call Report Checklist." Or visit http://www.cuanswers.com/doc/gold/gold.htm#5300_Call_Report_Checklist_for_Reports.htm



Q4: Where can I review my financial ratios on a dashboard? What about generating them monthly?

Learn more about the 5300 Call Report Ratios Dashboard (and the six new ratios that were recently added) in the 5300 Call Report booklet (mentioned on Page 1) or by clicking "Learn about this feature" on the 5300 Call Report Ratios screen (shown to the right). Access help directly via <http://www.cuanswers.com/doc/gold/gold.htm#3994g.htm>



Q5: Where can I get help starting my 5300 Call Report?

Not sure how get started using the CU*BASE 5300 Call Report software? Take advantage of our in-house experts to get you started!

Partner with Xtend SRS to turn this quarterly headache into your personal tool for trend analysis and long-term planning. Start using the software for measuring financial viability, trend analysis, and your compass for long-term business planning!

Want to learn more about how SRS can help you complete your 5300 Call Report? Check out the brochure to the right, posted on the SRS web site. Access <http://www.xtendcu.com/srs/other/> and click "Download brochure."



6000 28th Street, SE
 Grand Rapids, Michigan 49546
<http://www.cuanswers.com> 616-285-5711